

# The ETYFish Project

© Christopher Scharpf

COMMENTS: 

v. 17.0 - 10 July 2026

## Order BLENNIIFORMES (part 2 of 3)

### Family BLENNIIDAE Combtooth Blennies

64 genera/subgenera · 417 species/subspecies

#### Subfamily Salariae

##### ***Aidablennius* Whitley 1947**

*Aida*, allusion not explained, but since Whitley coined fish names inspired by literary characters (e.g., *Figaro*, *Malvoliophus*) and is reported to have been fond of music and theatre, this may be an allusion to Verdi's 1871 opera *Aida*, which takes place in Egypt, possibly referring to the name (*sphinx*) of its only species (although this blenny occurs in the Black Sea and Mediterranean and likely was not named for the sphinxes of Egypt; see below) and (as Whitley noted) to this genus' equivalency with the "Sphinx" group of subgenus *Salariae* as proposed by Norman (1944), or, per evolutionary biologist Sarah B.M. Kraak (2008), possibly drawing a parallel between *Aida*, who in Verdi's opera waited in a cave for her lover, and the male of this blenny, which waits for its mate in a cave (although we doubt that Whitley knew of this breeding behavior); *blennius*, blenny, derived from *blennos*, mucus, referring to scaleless body of blenniids [note: FishBase reports that name is derived from Aides, or Hades, the god of death and the dead and king of the underworld, but we see nothing in this lovely blenny that would justify such a dark name]

##### ***Aidablennius sphynx* (Valenciennes 1836)**

etymology not explained, possibly named for its sphynx moth- or butterfly-like appearance: "a charming little species with a high dorsal [fin] like the butterfly blenny [*Blennius ocellaris*], and dressed in the most beautiful colors" (translation)

##### ***Alloablennius* Smith-Vaniz & Springer 1971**

*allos*, different or strange; *blennius*, blenny (derived from *blennos*, mucus, referring to scaleless body of blenniids), referring to "unusual discovery" of a blenny genus at the time known only from the Red Sea

##### ***Alloablennius anuchalis* (Springer & Spreitzer 1978)**

*a-*, not; *nuchalis*, nuchal, referring to absence of nape cirri, exceptional for an *Antennablennius* (presumed genus at the time) species

##### ***Alloablennius frondiculus* Smith-Vaniz & Allen 2012**

a small leaf, referring to shape of orbital cirrus

##### ***Alloablennius jugularis* (Klunzinger 1871)**

jugular (located in front of pectoral fins), allusion not explained, perhaps referring to yellow or yellow and black-spotted breast

##### ***Alloablennius parvus* Springer & Spreitzer 1978**

little, referring to small size (up to 25.7 mm SL)

##### ***Alloablennius pictus* (Lotan 1970)**

painted or colored, allusion not explained, perhaps referring to any or all of the following: two lines of brown dotted rings on body, becoming brown spots towards the head; row of half-dotted rings at base of dorsal fin; line of white spots on lower half of body, from pectoral fin to tail; line of brown dots along lower third of anal fin

##### ***Alticus* Lacepède 1800**

from *l'altique sauteur*, meaning "high jumper," referring to how, when grazing on algae outside the water on exposed rocks of the tidal zone, they skip and jump like wet lizards, especially when approached

##### ***Alticus adersonii* (Day 1876)**

in honor of Scottish zoologist and anatomist John Anderson (1833–1900), Imperial Museum at Calcutta, who supplied holotype

##### ***Alticus arnoldorum* (Curtiss 1938)**

-*orum*, commemorative suffix, plural; eponym not identified; one of seven fishes given the same name in Curtiss' privately printed book on the fauna of Tahiti, possibly in honor of amateur naturalist Augusta Foote Arnold (1844–1903), whose 1901 book *The Sea-Beach at Ebb-Tide: A Guide to the Study of the Seaweeds and the Lower Animal Life Found Between Tidemarks* is mentioned by Curtiss and may have inspired him to follow her example and publish a book of his own

##### ***Alticus kirkii* (Günther 1868)**

in honor of John Kirk (1832–1922), Scottish physician, naturalist and explorer, who presented fishes to the British Museum, including type of this one

***Alticus magnusi* (Klausewitz 1964)**

in honor of ethnologist Dietrich B. E. Magnus, who collected type

***Alticus monochrus* Bleeker 1869**

*monos*, one; *chroa*, color of body or skin, referring to uniform “deep purple-black” (translation) color of body and fins, without stripes or spots (presumably color in alcohol since living specimens are indeed spotted with short vertical bands)

***Alticus montanoi* (Sauvage 1880)**

in honor of French ethnologist Joseph Montano (1844-ca. 1886), who collected type with Paul Rey (see *Andamia reyi*)

***Alticus orientalis* Tomiyama 1955**

eastern, “Named in reference to the Orient” (described from Japan)

***Alticus saliens* (Lacepède 1800)**

leaping or jumping, referring to how, when grazing on algae outside the water on exposed rocks of the tidal zone, they skip and jump like wet lizards, especially when approached [authorship often incorrectly attributed to (Forster 1788)]

***Alticus sertatus* (Garman 1903)**

wreathed or garlanded, allusion not explained, probably referring to pinnately branched orbital cirri

***Alticus simplicirrus* Smith-Vaniz & Springer 1971**

*simpli-*, simple; *cirrus*, curl or tendril, referring to simple (as opposed to pinnately branched) orbital cirri

***Andamia* Blyth 1858**

*-ia*, belonging to: Andaman Islands, Bay of Bengal, type locality of *A. expansa*

***Andamia aequipinnis* (Günther 1861)**

*aequalis*, equal; *pinna*, fin, presumably referring to distinctly notched dorsal fin, divided into two more or less equal portions

***Andamia amphibius* (Walbaum 1792)**

*amphi-*, double; *bios*, life, i.e., living a double life, referring to its occurrence both on land (exposed rocks of tidal zone) and water

***Andamia cyclocheilus* Weber 1909**

*cyclo-*, circular; *cheilos*, lips, referring to suction disc on lower lips that allows it to cling to wet rocks out of the water

***Andamia expansa* Blyth 1858**

spread out, presumably referring to “large expanded” pectoral and caudal fins and “permanently expanded” anal fin

***Andamia heteroptera* (Bleeker 1857)**

*hetero-*, different; *pterus*, fin, referring to four ventral-fin rays (vs. two) and unbranched caudal-fin rays, different from its presumed congeners in *Salarias*

***Andamia pacifica* Tomiyama 1955**

*-ica*, belonging to the Pacific Ocean, referring to distribution in the western North Pacific

***Andamia reyi* (Sauvage 1880)**

in honor of French physician Paul Rey (1849-?), who collected type with Joseph Montano (see *Alticus montanoi*)

***Andamia tetradactylus* (Bleeker 1858)**

*tetra-*, four; *dactylus*, finger, referring to four ventral-fin rays (vs. two), different from presumed congeners in *Salarias*

***Antennablennius* Fowler 1931**

*antenna*, tentacle, referring to “long, conic, fleshy tentacle at each nostril, longer than the eye and reaching the mouth”; *Blennius*, proposed as a subgenus of that genus

***Antennablennius adenensis* Fraser-Brunner 1951**

*-ensis*, suffix denoting place: Gulf of Aden, Yemen, type locality (also occurs in Red Sea and Persian Gulf)

***Antennablennius australis* Fraser-Brunner 1951**

southern, presumably referring to its more southern distribution (eastern coast of South Africa) compared to *A. hypenetes*, with which it had been confused

***Antennablennius bifilum* (Günther 1861)**

*bi-*, two; *filum*, thread, referring to pair of slender filaments between occiput and neck, one placed at the side of the other

***Antennablennius ceylonensis* Bath 1983**

*-ensis*, suffix denoting place: Ceylon, former name of Sri Lanka, where type locality (Marble Point, Trincomalee) is situated

- Antennablennius hypenetes* (Klunzinger 1871)**  
one who is growing a beard, referring to its conspicuous nasal cirrhi, usually longer than the eyes, reaching down over the mouth like a moustache, giving it a somewhat comical appearance
- Antennablennius persicus* (Regan 1905)**  
-icus (L.), belonging to: Persian Gulf, type locality
- Antennablennius sexfasciatus* (von Bonde 1923)**  
sex, six; *fasciatus*, banded, referring to six “well-marked” transverse bars on body extending to dorsal fins
- Antennablennius simonyi* (Steindachner 1902)**  
in honor of Austrian mathematician and entomologist Oskar Simony (1852-1915), member of Socotra expedition during which type was collected; he cared for the fish collections, which arrived in Steindachner’s hands impeccably preserved (per Steindachner 1903)
- Antennablennius variopunctatus* (Jatzow & Lenz 1898)**  
*vario-*, variable; *punctatus*, spotted, presumably referring to scattered red dots on head and longer blue dots on sides of living specimens
- Atrosalarias* Whitley 1933**  
*atro-*, black, presumably referring to largely uniform dark-brown coloration of *A. phaiosoma* (= *fuscus*); *Salarias*, a related genus and original genus of *A. fuscus*
- Atrosalarias fuscus* (Rüppell 1838)**  
dusky, referring to largely uniform dark-brown coloration
- Atrosalarias holomelas* (Günther 1872)**  
*holo-*, entire; *melas*, black, described as entirely black
- Atrosalarias hosokawai* Suzuki & Senou 1999**  
in honor of diver and underwater photographer Masatomi Hosokawa (Kawanishi, Hyogo, Japan), who provided some of the first specimens
- Bathyblennius* Bath 1977**  
*bathy*, deep, referring to deepwater habitat (101-128 m) habitat of *B. antholops*; *blennius*, blenny, derived from *blennos*, mucus, referring to scaleless body of blenniids
- Bathyblennius antholops* (Springer & Smith-Vaniz 1970)**  
a horned animal, probably the antelope, presumably referring to long, rod-like cirri on each eye
- Blenniella* Reid 1943**  
-iella, a diminutive, i.e., a small blenny, probably referring to small size (22.6 mm) of *B. rhessodon*, which Reid did not realize was a postlarval or prejuvenile *B. gibbifrons*
- Blenniella bilitonensis* (Bleeker 1858)**  
-ensis, suffix denoting place: western Belitung (then spelled Biliton) Island, Indonesia, type locality (occurs elsewhere in Indo-West Pacific, from Singapore and Gulf of Thailand to Indonesia and Molucca Islands, north to Philippines, Taiwan and Ryukyu Islands, south to Northern Territory of Australia)
- Blenniella caudolineata* (Günther 1877)**  
*caudo-*, tail; *lineatus*, lined, referring to fine, dusky spots on each ray of caudal fin, which form up to six irregular black longitudinal lines
- Blenniella chrysopilos* (Bleeker 1857)**  
*chryso-*, gold; *spilos*, spot, referring to golden (but usually red) spots on head and body
- Blenniella cyanostigma* (Bleeker 1849)**  
*cyano-*, blue; *stigma*, mark or spot, referring to dark-blue spot behind eye and opercle (present on adult males but commonly absent)
- Blenniella gibbifrons* (Quoy & Gaimard 1824)**  
*gibbus*, hump; *frons*, forehead, referring to its “obtuse, rounded, truncated forehead, so pronounced that it forms an angle of more than 90°” (translation)
- Blenniella interrupta* (Bleeker 1857)**  
broken apart, referring to “brown, often broken, longitudinal brown stripes on body and tail” (translation)
- Blenniella leopardus* (Fowler 1904)**  
referring to leopard-like pattern of blackish-brown spots on vertical fins and posterior half of body
- Blenniella paula* (Bryan & Herre 1903)**  
small, allusion not explained; described at “99 mm. long” with “small” pectinate teeth and a “small” dark brown line slightly below and back of eye

***Blenniella periophthalmus* (Valenciennes 1836)**

etymology not explained; based on “*Periophthalmus elegans*,” a ms. name assigned by Quoy & Gaimard, who believed this blenny belonged to the mudskipper genus *Periophthalmus* (Gobiiformes: Oxudercidae) based on its brightly colored and close-set eyes

***Chalaroderma* Norman 1944**

*chalaros*, loose; *derma*, skin, referring to “loose and flabby” skin of *C. capito*, “almost completely enveloping” dorsal and anal fins

***Chalaroderma capito* (Valenciennes 1836)**

large head, described as “four times and three quarters in [standard] length, nearly as wide as it is deep” (translation)

***Chalaroderma ocellata* (Gilchrist & Thompson 1908)**

with eye-like spots, presumably referring to ocellated spot on first dorsal fin

***Chasmodes* Valenciennes 1836**

yawning or gaping, referring to large mouth opening of *C. bosquianus*

***Chasmodes bosquianus* (Lacepède 1800)**

-*ianus*, belonging to: French naturalist Louis-Augustin Bosc d'Antic (1759-1828), whose field notes and illustration served as the basis for Lacepède's description

***Chasmodes longimaxilla* Williams 1983**

*longus*, long; *maxilla*, jawbone, referring to significantly larger maxillary bones compared to *C. bosquianus*

***Chasmodes saburrae* Jordan & Gilbert 1882**

of ballast, referring to how some of the type series were captured from wharves, “where it abounds among the ballast rocks (*saburra*) on which the wharves are built”

***Cirripectes* Swainson 1839**

*cirrus*, curl or tendril; *pectes*, etymology not explained, perhaps fix or compacted, possibly referring to “semicircle of tentaculi, or cirri, round the mouth and nape” of *C. variolosus* (Swainson also spelled the name as “*Cirripectus*,” in which case *pectus* could mean breast or chest, but cirri do not occur in this area)

***Cirripectes alboapicalis* (Ogilby 1899)**

*albus*, white; *apicalis*, at the apex, referring to pale areas at tips of dorsal-fin spines

***Cirripectes alleni* Williams 1993**

in honor of ichthyologist Gerald R. Allen (b. 1942), Western Australia Museum (Perth), who collected and photographed all specimens known at the time in the Kimberly Region, Western Australia

***Cirripectes auritus* Carlson 1981**

eared, referring to enlarged black nuchal flap on either side of nape

***Cirripectes castaneus* (Valenciennes 1836)**

chestnut, referring to uniform brown coloration of holotype in alcohol

***Cirripectes chelomatus* Williams & Maugé 1984**

notched, referring to slight notch in dorsal-fin membrane above 12th spine

***Cirripectes filamentosus* (Alleyne & Macleay 1877)**

presumably referring to filamentous dorsal-fin spine of adults

***Cirripectes fuscoguttatus* Strasburg & Schultz 1953**

*fuscus*, dusky or dark; *guttatus*, spotted, referring to “profusion” of brown spots on body and fins

***Cirripectes gilberti* Williams 1988**

in honor of ichthyologist Carter R. Gilbert (b. 1930), Florida State Museum of Natural History, who provided assistance and encouragement during the course of Williams' revision of the genus

***Cirripectes heemstraorum* Williams 2010**

-*orum*, commemorative suffix, plural: in honor of ichthyologists Phillip C. (1941-2019) and Elaine Heemstra, South African Institute for Aquatic Biodiversity, for contributions to our knowledge of marine fishes, particularly from South Africa, who collected all known specimens of this blenny and provided a color photograph showing its life colors

***Cirripectes hutchinsi* Williams 1988**

in honor of Western Australian Museum (Perth) fish curator J. Barry Hutchins (b. 1946), who collected most of the known specimens, provided information on their ecology, and gave Williams color slides of both sexes

***Cirripectes imitator* Williams 1985**

*mimic*, referring to its color pattern, similar to those of *C. polyzona* and *C. castaneus*

***Cirripectes jenningsi* Schultz 1943**

in honor of Alexander Jennings, managing owner of Swains Island, Phoenix Islands, American Samoa (type

locality), whose “kindness” made Schultz’ visit to the island “most pleasant”

***Cirripectes kuwamurai* Fukao 1984**

in honor of fish ecologist Tetsuo Kuwamura (1950–2024), Chukyo University (Aichi Prefecture, Japan), who collected holotype

***Cirripectes matatakaro* Hoban & Williams 2020**

from the i-Kiribati words *mata*, eye and, *takaro*, ember or burning coal, referring to its “large, eager-seeming eyes” and red slashes on face, reminiscent of smoldering embers or burning coals; named in the i-Kiribati language to honor the people and culture of Kiribati (island nation in the Pacific), where the senior author first encountered and collected this species

***Cirripectes obscurus* (Borodin 1927)**

dark, referring to dark or mottled brown color of adults

***Cirripectes perustus* Smith 1959**

burned up, presumably referring to bright red and yellow body

***Cirripectes polyzona* (Bleeker 1868)**

*poly*, many; *zona*, band or belt, referring to barred color pattern of adults

***Cirripectes quagga* (Fowler & Ball 1924)**

from the zebra, *Equus quagga*, referring to its “rather obscure cross lines or bands”

***Cirripectes randalli* Williams 1988**

in honor of John E. Randall (1924–2020), Bishop Museum (Honolulu), for his many contributions to tropical marine ichthyology (he also collected type of *C. springeri*)

***Cirripectes springeri* Williams 1988**

in honor of ichthyologist Victor G. Springer (b. 1928), U.S. National Museum, for many contributions to blennioid systematics (he also collected type of *C. randalli*)

***Cirripectes stigmaticus* Strasburg & Schultz 1953**

marked, referring to white and dark spots on body

***Cirripectes vanderbilti* (Fowler 1938)**

in honor of yachtsman and explorer George W. Vanderbilt III (1914–1961), who organized 1937 expedition to the South Pacific, during which type was collected

***Cirripectes variolosus* (Valenciennes 1836)**

smallpox, referring to whitish spots on cheek and front of snout, “which look like pustules of smallpox” (translation)

***Cirripectes viriosus* Williams 1988**

robust or strong, referring to its robust body

***Cirrisalarias* Springer 1976**

*cirri*, tufts of hair, referring to numerous cirri on head; *Salarias*, a salariinine blenny

***Cirrisalarias bunares* Springer 1976**

*bu-*, large; *nares*, nostrils, referring to relatively large anterior and posterior nostrils, their greatest diameter equal to  $\sim\frac{1}{3}$  orbital diameter

***Coryphoblennius* Norman 1944**

*corypho-*, top, presumably referring to fringed, fleshy crest between eyes; *blennius*, blenny, derived from *blennos*, mucus, referring to scaleless body of blenniids

***Coryphoblennius galerita* (Linnaeus 1758)**

a name dating to Rondelet (1555), wearing a cap or hood, referring to fringed, fleshy crest between the eyes

***Crossosalarias* Smith-Vaniz & Springer 1971**

*krosso*, fringe or tassel, referring to cirri associated with preoperculummandibular pores; *Salarias*, genus it most closely resembles

***Crossosalarias macrospilus* Smith-Vaniz & Springer 1971**

*macro-*, large; *spilos*, spot, referring to conspicuous black predorsal spot

***Dodekablennos* Springer & Spreitzer 1978**

*dodeka*, twelve, referring to characteristic dorsal-fin spine and pectoral-fin ray counts of 12; *blennius*, blenny, derived from *blennos*, mucus, referring to scaleless body of blenniids

***Dodekablennos fraseri* Springer & Spreitzer 1978**

in honor of Thomas H. Fraser, Mote Marine Laboratory (Sarasota, Florida, USA), who “collected all the specimens, recognized their distinctiveness, but allowed us to describe them”

***Ecsenius McCulloch* 1923**

etymology not explained, perhaps *ec-*, from *ec-qui*, really; *senio*, six each, referring to lateral row of 6-7 cardiform teeth extending backwards on mandible, considered to be its main distinguishing character (Ronald Fricke, pers. comm.)

***Ecsenius aequalis* Springer 1988**

equal, referring to approximately equal spacing of dorsal and ventral stripes relative to middle stripe

***Ecsenius alleni* Springer 1988**

in honor of ichthyologist Gerald R. Allen (b. 1942), Western Australia Museum (Perth), who collected most of the specimens and recognized that they were an undescribed species, and who extended many “courtesies” to Springer

***Ecsenius aroni* Springer 1971**

in honor of oceanographer William Aron (b. 1930), Smithsonian Institution, for making possible Springer’s field work in the Red Sea, the results of which form an “invaluable contribution” to Springer’s studies

***Ecsenius australianus* Springer 1988**

-*anus*, belonging to: Australia, where it appears to be endemic

***Ecsenius axelrodi* Springer 1988**

in honor of pet-book publisher Herbert R. Axelrod (1927-2017), for his “numerous and continuing important contributions in support of ichthyology” (he also provided color separations and printed and donated the color plates included in Springer’s monograph)

***Ecsenius bandanus* Springer 1971**

-*anus*, belonging to: Banda Sea, Indonesia, presumed type locality

***Ecsenius bathi* Springer 1988**

in honor of German ichthyologist Hans Walter Bath (1924-2015), a “prominent student of blenniid systematics,” who brought the first specimens to Springer’s attention and permitted him to describe the species

***Ecsenius bicolor* (Day 1888)**

two-colored, referring to coloration of type specimen (one of three color patterns now known to occur): anterior half of body “deep blue (smalt)”, posterior half “carmine-orange”

***Ecsenius bimaculatus* Springer 1971**

*bi-*, two; *maculatus*, spotted, referring to characteristic two dark spots on side of body

***Ecsenius caeruliventris* Springer & Allen 2004**

*caeruleus*, sky-blue; *ventris*, belly, referring to its blue abdominal area

***Ecsenius collettei* Springer 1972**

in honor of Bruce B. Collette (b. 1934), Director, National Marine Fisheries Service Systematics Laboratory, whose New Guinea collections of fishes provided many important blenniid specimens, including this one

***Ecsenius dentex* Springer 1988**

with large teeth but in this case simply meaning toothed, referring to its having the highest average number of teeth of all the species in the Yaeyamaensis [Species] Group

***Ecsenius dilemma* Springer 1988**

Latin for “two assumptions,” referring to its two strikingly different color patterns (banded and striped), as well as to problems in separating its striped form from that of *E. bathi*

***Ecsenius fijiensis* Springer 1988**

-*ensis*, suffix denoting place: Fiji, where it appears to be endemic

***Ecsenius fourmanoiri* Springer 1972**

in honor of ichthyologist Pierre Fourmanoir (1924-2007), who obtained the first specimens of this blenny and knew it was undescribed

***Ecsenius frontalis* (Valenciennes 1836)**

-*alis*, pertaining to: front or forehead, referring to how forehead protrudes slightly beyond mouth

***Ecsenius gravieri* (Pellegrin 1906)**

in honor of French zoologist Charles Gravier (1865-1937), who collected type

***Ecsenius isos* McKinney & Springer 1976**

equal or like, referring to dark spots beneath head on both sexes

***Ecsenius kurti* Springer 1988**

in honor of Kurt A. Bruwelheide, former museum specialist, Division of Fishes, National Museum of Natural History (Washington, D.C.), who participated in much of the early work of Springer’s revision of the genus (he also photographed many of the new species Springer described)

***Ecsenius lineatus* Klausewitz 1962**

lined, referring to wide, black longitudinal band on sides (sometimes broken up to form a series of disconnected round or squarish blotches)

***Ecsenius lividanalís* Chapman & Schultz 1952**

*lividus*, black and blue; *analís*, anal, referring to a “sharply defined black spot (brilliantly blue in life) half the area of eye surrounding anus, and set off from brown of body by a light peripheral band”

***Ecsenius lubbocki* Springer 1988**

in honor of the late Hugh Roger Lubbock (1951-1981), marine biologist, who collected type specimens and recognized that they did not accord with any described species of *Ecsenius* [Lubbock died in a car crash in Rio de Janeiro just shy of his 30th birthday]

***Ecsenius mandibularis* McCulloch 1923**

lower jaw, referring to lateral row of 6-7 small cardiform teeth extending backward along elevated ridge of jaw

***Ecsenius markalleni* Allen, Erdmann & Liu 2026**

in honor of the first author's son, aquatic biologist Mark Gregory Allen (Western Australian Museum), for his “invaluable assistance on many expeditions and his unflagging enthusiasm and commitment to fish biology and conservation”; he also co-collected holotype

***Ecsenius melarchus* McKinney & Springer 1976**

*melas*, black; *archos*, anus, referring to characteristic black mark that extends anteriorly from anus

***Ecsenius midas* Starck 1969**

named for King Midas of Greek mythology, who turned everything he touched into gold, referring to golden color (in life) of type specimen (note: life color now known to be extremely variable)

***Ecsenius minutus* Klausewitz 1963**

minute, referring to small size, described at 25.4 mm TL (19.9 mm SL)

***Ecsenius monoculus* Springer 1988**

*monos*, one; *oculus*, eye, referring to characteristic single, dark, saddle-like spot on each side of body

***Ecsenius nalolo* Smith 1959**

local name in Pinda, Mozambique (type locality) for small salariinine blennies

***Ecsenius namiyei* (Jordan & Evermann 1902)**

in honor of Motokiche (also known as Motoyoshi) Namiye (1854-1918), curator in the Museum of the University of Tokyo, author of the earliest (1881) systematic account by a native author of the vertebrate animals of Japan

***Ecsenius niue* Springer 2002**

named for Niue Island, southwestern Pacific, where it appears to be endemic

***Ecsenius oculatus* Springer 1988**

having eyes, referring to dark, eye-like spots on body

***Ecsenius oculus* Springer 1971**

eye, referring to eye-like spots on body

***Ecsenius ops* Springer & Allen 2001**

eye, referring to dark spot on dorsoposterior margin of orbit

***Ecsenius opsifrontalis* Chapman & Schultz 1952**

*opsis*, appearance; *frontalis*, forehead, probably referring to how this blenny resembles *E. prooculis*, both of which are distinguished by the “marked projection forward of the orbits and the resultant backward slope from the forehead to the upper lip”

***Ecsenius pardus* Springer 1988**

leopard, referring to leopard-like ocelli on body

***Ecsenius paroculus* Springer 1988**

*para-*, near, referring to superficial similarity of its color pattern with that of *E. oculus*

***Ecsenius pictus* McKinney & Springer 1976**

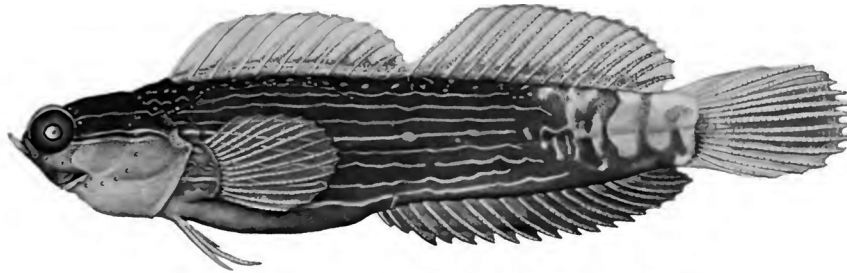
painted or colored, referring to its “unique and striking” color pattern

***Ecsenius polystictus* Springer & Randall 1999**

*poly*, many; *stictus*, spotted, referring to three rows of fine, dark spots on sides

***Ecsenius portenoyi* Springer 1988**

in honor of Norman S. Portenoy (Bethesda, Maryland, USA), recognized by the staff of the National Museum of Natural History, Smithsonian Institution, for his many years of support of ichthyological exploration



*Ecsenius pictus*, male. From: McKinney, J. F. and V. G. Springer. 1976. Four new species of the fish genus *Ecsenius* with notes on other species of the genus (Blenniidae: Salariini). *Smithsonian Contributions to Zoology* No. 236: i-iii + 1-27.

***Ecsenius prooculis* Chapman & Schultz 1952**

*pro-*, forward; *oculis*, eye, referring to its strongly projecting forehead, “giving the eyes the effect of protruding”

***Ecsenius pulcher* (Murray 1887)**

beautiful, presumably referring to coloration of type specimen (one of three color phases now known to occur): anterior two-thirds chocolate brown, posterior third golden-yellow with 5-7 vertical dark bars

***Ecsenius randalli* Springer 1991**

in honor of ichthyologist John E. Randall (1924-2020), Bishop Museum (Honolulu), who collected and photographed type and “permitted” Springer to describe it

***Ecsenius schroederi* McKinney & Springer 1976**

in honor of scientific illustrator and wildlife artist Jack R. Schroeder (1954-2004), whose “excellent illustrations have so greatly enhanced the usefulness of our blennioid studies”

***Ecsenius sellifer* Springer 1988**

*sella*, saddle; *fero*, to bear, referring to distinctive large, saddle-like markings on body

***Ecsenius shirleyae* Springer & Allen 2004**

in honor of Springer’s wife Shirley, for her “unstinting support” of his research for almost 40 years

***Ecsenius similis* Allen & Erdmann 2024**

Latin for similar, referring to its similarity to *E. trilineatus*

***Ecsenius springeri* Allen, Erdmann & Liu 2019**

in honor of Victor G. Springer (b. 1928), Senior Scientist Emeritus and past curator in the Division of Fishes at the Smithsonian’s National Museum of Natural History, for his “extensive and excellent research” on this genus

***Ecsenius stictus* Springer 1988**

spotted, referring to fine dark spots on body

***Ecsenius stigmatura* Fowler 1952**

*stigma*, spot; *oura*, tail, referring to black spot at base of caudal fin

***Ecsenius taeniatus* Springer 1988**

striped, referring to two pale stripes alternating with two dark stripes on sides of body

***Ecsenius tessera* Springer 1988**

paving tile, referring to tile-like appearance of its color pattern on body

***Ecsenius tigris* Springer 1988**

tiger, presumably referring to tiger-like coloration: tan body with a row of black spots or short bars along back, white spots between the bars, a midlateral row of white dashes, and a second row of short dark bars along lower sides

***Ecsenius tricolor* Springer & Allen 2001**

*tri-*, three, referring to three stripes on head, which are reminiscent of the national flag of France (hung vertically), often referred to as “Tricolor”

***Ecsenius trilineatus* Springer 1972**

*tri-*, three; *lineatus*, lined, referring to characteristic three longitudinal stripes on body

***Ecsenius yaeyamaensis* (Aoyagi 1954)**

*-ensis*, suffix denoting place: Yaeyama Islands, southern Japanese archipelago where Iriomote Island (type locality) is situated (but widely occurs in Indo-West Pacific from Sri Lanka to Vanuatu, south to Australia and New Caledonia)

***Entomacrodus* Gill 1859**

*en*, in; *tomeus*, knife or cutter; *odous*, tooth (per Jordan & Evermann [1898]), presumably referring to very large and

recurred tooth on each side of interior lower jaw of *E. nigricans* and/or to its “greatly developed” canine teeth

***Entomacrodus cadenati* Springer 1967**

in honor of ichthyologist Jean Cadenat (1908-1992), Director, Marine Biological Section of the Institut Français d’Afrique Noire (Gorée, Senegal), who collected type specimens and sent them to Springer, for his studies of East African marine fishes

***Entomacrodus caudofasciatus* (Regan 1909)**

*caudo-*, tail; *fasciatus*, banded, referring to dark vertical bars on caudal fin

***Entomacrodus chapmani* Springer 1967**

in honor of ichthyologist Wilbert M. Chapman (1910-1970), for his studies on blenniid fishes, and who, “many years ago, independently concluded that this form represented a new taxon—making it doubly appropriate that the species be named for him”

***Entomacrodus chiostrictus* (Jordan & Gilbert 1882)**

*chionos*, snow; *strictos*, spot, presumably referring to bright silvery oblong spots on sides under spinous dorsal fin

***Entomacrodus corneliae* (Fowler 1932)**

in honor of Cornelia Bryce Pinchot (1881-1960), “first lady of Pennsylvania,” wife of Gifford Pinchot (1865-1946), governor of Pennsylvania, who was honored in the generic name *Giffordella* (= *Entomacrodus*) for his “successful” 1929 expedition to the South Seas, during which type was collected

***Entomacrodus cymatobiotus* Schultz & Chapman 1960**

*cymatos*, wave; *biotus*, living, referring to its occurrence in surf along outer edges of ocean reefs

***Entomacrodus decussatus* (Bleeker 1858)**

divided crosswise in the form of an X, referring to overlapping longitudinal and transverse bands on body, which create a net-like pattern on younger specimens

***Entomacrodus epalzeocheilos* (Bleeker 1859)**

*epalzeo-*, meaning unknown, but based on Bleeker’s habit of providing Dutch transliterations of Latin epithets in his 1860 *Ichthyologiae Archipelagi Indici Prodromus*, it means “horn”; *cheilos*, lip, presumably referring to completely crenulate ventral margin of upper lip

***Entomacrodus lemuria* Springer & Fricke 2000**

Lemuria, a hypothetical (and now discredited) continent, presumed to have existed in the Indian Ocean and now represented by Madagascar and some adjacent islands, where this blenny occurs

***Entomacrodus lighti* (Herre 1938)**

in honor of zoologist Sol Felty Light (1886-1947), University of California, who sent type specimens from Dodd Island, Amoy, China, to Stanford University

***Entomacrodus longicirrus* Springer 1967**

*longus*, long; *cirrus*, curl or tendril, referring to longer supraorbital cirrus compared to *E. thalassinus*

***Entomacrodus macrospilus* Springer 1967**

*macro-*, large; *spilos*, spot, referring to large dark spot on head

***Entomacrodus marmoratus* (Bennett 1828)**

marbled, referring to its “irregularly marbled” ground color, “dotted on the sides with fuscous, and similarly marbled on the back with an intermixture of pale blue”

***Entomacrodus nigricans* Gill 1859**

blackish, referring to general color of body and fins

***Entomacrodus niuafoouensis* (Fowler 1932)**

*-ensis*, suffix denoting place: Niuafoou Island, Tonga Islands, type locality

***Entomacrodus randalli* Springer 1967**

in honor of ichthyologist John E. Randall (1924-2020), Bishop Museum (Honolulu), whose collections of Marquesan fishes were of “great importance” for Springer’s study

***Entomacrodus rofeni* Springer 1967**

in honor of ichthyologist Robert R. Rofen (formerly Harry, 1925-2015), who collected type specimens

***Entomacrodus sealei* Bryan & Herre 1903**

in honor of ichthyologist Alvin Seale (1871-1958), then of the Bishop Museum (Honolulu) staff, for “kind and generous assistance”

***Entomacrodus solus* Williams & Bogorodsky 2010**

alone, the only species of *Entomacrodus* occurring in the Red Sea

***Entomacrodus stellifer* (Jordan & Snyder 1902)**

star-bearer, referring to white dots, specks or lines on head, body, soft portion of dorsal fin, outer part of anal fin,

and caudal fin

***Entomacrodus strasburgi* Springer 1967**

in honor of fish ecologist Donald W. Strasburg (1925–2008), University of Hawai‘i, for his studies of Hawaiian blennies

***Entomacrodus striatus* (Valenciennes 1836)**

striated, possibly referring to “eight gray vertical lines, bordered with blackish” on the front of the muzzle, with three more under the throat, “forming chevrons, as in many blennies and clinids” (translations)

***Entomacrodus textilis* (Valenciennes 1836)**

woven or tiled, referring to 12–14 violet-brown vertical bands on body, “brought together in pairs, and interrupted in part by three series of whitish points, so that they form a type of tile” (translation)

***Entomacrodus thalassinus* (Jordan & Seale 1906)**

sea-green, referring to green color in life (whitish, with a wash of pale green, in spirits)

***Entomacrodus vermiculatus* (Valenciennes 1836)**

vermiculated, “easily recognized by the twisted and vermiculate features that cover its entire body” (translation)

***Entomacrodus vomerinus* (Valenciennes 1836)**

vomerine, referring to a transverse series of small, sharp points (actually teeth) on chevron of vomer

***Entomacrodus williamsi* Springer & Fricke 2000**

in honor of ichthyologist Jeffrey T. Williams, Smithsonian Institution, for his “outstanding” efforts in collecting Indo-Pacific fishes, including type of this one

***Exallias* Jordan & Evermann 1905**

latinization of *exallos*, quite different, presumably referring to how it differs from *Salarias*, original genus of *E. brevis*

***Exallias brevis* (Kner 1868)**

*short*, presumably referring to shorter, deeper body compared to other species of *Salarias*, its presumed genus at the time

***Glyptoparus* Smith 1959**

*glyptos*, carved or engraved; *-parus*, denoting production, allusion not explained, perhaps referring to thin, fleshy crest on top of head of males (low and poorly developed in females)

***Glyptoparus delicatulus* Smith 1959**

diminutive of *delicatus*, delicate or dainty, allusion not explained, perhaps referring to its size (described at 33 mm)

***Hirculops* Smith 1959**

*hircus*, goat; *ops*, appearance, allusion not explained, presumably referring to pointed skin flaps (cirri) above eye, which may be said to resemble the horns of a goat

***Hirculops cornifer* (Rüppell 1830)**

*cornis*, horn; *fero*, to bear, presumably referring to “long pointed flap of skin” (translation), i.e., cirri, above each eye

***Hypleurochilus* Gill 1861**

etymology not explained nor evident; according to Jordan & Evermann (1898), *hy-*, upsilon; *pleuros*, side; *cheilos*, lip, referring to “V-shaped lateral lips” of *H. multifilis*

***Hypleurochilus aequipinnis* (Günther 1861)**

*aequalis*, equal; *pinna*, fin, allusion not explained, perhaps referring to deeply notched caudal fin, each half consisting of 12 rays

***Hypleurochilus bananensis* (Poll 1959)**

*-ensis*, suffix denoting place: Banana Creek, Democratic Republic of the Congo, paratype locality

***Hypleurochilus bermudensis* Beebe & Tee-Van 1933**

*-ensis*, suffix denoting place: Marshall Island, Bermuda, type locality

***Hypleurochilus brasil* Pinheiro, Gasparini & Rangel 2013**

Portuguese spelling of Brazil, which was named for the reddish color of the wood of a large Brazilian native tree (*Caesalpinia echinata*, “Pau-Brasil” in Portuguese), referring to both the country where this blenny is endemic, and to its vivid red spots, which are like “incandescent pieces of a brazing”

***Hypleurochilus caudovittatus* Bath 1994**

*cauda-*, tail; *vittatus*, banded, referring to 3–4 dark crossbands formed by dark spots on transparent caudal fin

***Hypleurochilus fissicornis* (Quoy & Gaimard 1824)**

*fissus*, split; *cornis*, horn, referring to its bifid ocular cirri

***Hypleurochilus geminatus* (Wood 1825)**

paired, doubled or repeated, allusion not explained, possibly referring to “several pairs” of reddish-brown spots on

sides, “arranged pretty regularly in a double row”

***Hypleurochilus langi* (Fowler 1923)**

in honor of taxidermist Herbert Lang (1879-1957), American Museum of Natural History, who helped collect holotype

***Hypleurochilus multifilis* (Girard 1858)**

*multi-*, many; *filum*, thread, referring to four filiform cirri over each eye

***Hypleurochilus pseudoaequipinnis* Bath 1994**

*pseudo-*, false, i.e., although this blenny may superficially resemble (and was previously identified as) *H. aequipinnis*, such an appearance is false

***Hypleurochilus springeri* Randall 1966**

in honor of ichthyologist Victor G. Springer (b. 1928), U.S. National Museum, for his “research and continued interest in blennioid fishes”

***Hypsoblennius* Gill 1861**

*hypo-*, high, allusion not explained, perhaps referring to higher body of *H. bentz* relative to many other blennies of the Western Atlantic; *blennius*, blenny, derived from *blennos*, mucus, referring to scaleless body of blenniids

***Hypsoblennius brevipinnis* (Günther 1861)**

*brevis*, short; *pinnis*, fin, allusion not explained, perhaps referring to ventral fin shorter than pectoral, or perhaps to anterior dorsal fin being one ray shorter (11) compared to *Hypleurochilus aequipinnis*, described on the same page and its presumed congener at the time

***Hypsoblennius caulopus* (Gilbert 1898)**

*caulis*, stem; *pous*, foot, presumably referring to four articulated ventral fin rays instead of three, as usual in Blenniinae (presumed subfamily at the time)

***Hypsoblennius exstochilus* Böhlke 1959**

*exsto-*, stand out or project; *cheilus*, lip, referring to elongate fleshy flap on posterior lower lip that “usually projects out laterally”

***Hypsoblennius gentilis* (Girard 1854)**

related, allusion not explained nor evident

***Hypsoblennius gilberti* (Jordan 1882)**

in honor of ichthyologist and fisheries biologist Charles H. Gilbert (1859-1928), who collected type with Jordan

***Hypsoblennius hentz* (Lesueur 1825)**

in honor of “Mr. Hentz,” who sent type to Lesueur from Charleston, South Carolina, probably French-American arachnologist Nicholas Marcellus Hentz (1797-1856) [a noun in apposition, without the genitive “i”]

***Hypsoblennius invemar* Smith-Vaniz & Acero P. 1980**

acronym for the Instituto de Investigaciones Marinas de Punta de Betin (Santa Marta, Colombia), where some of the paratypes are housed

***Hypsoblennius ionthas* (Jordan & Gilbert 1882)**

freckled, its body “everywhere densely freckled with small round blackish spots, smaller than the pupil”

***Hypsoblennius jenkinsi* (Jordan & Evermann 1896)**

in honor of Oliver Peebles Jenkins (1850-1935), physiology professor at Stanford University, who co-authored a paper on Mexican fishes with Evermann in 1891, wherein this blenny was reported as *H. striatus*

***Hypsoblennius maculipinna* (Regan 1903)**

*macula*, spot; *pinna*, fin, referring to large black spot on anterior portion of dorsal fin

***Hypsoblennius paytensis* (Steindachner 1876)**

*-ensis*, suffix denoting place: Payta, Peru, type locality

***Hypsoblennius proteus* (Krejsa 1960)**

Proteus, a sea-god in Greek mythology, Neptune’s herdsman, who could assume different shapes, referring to color changes during metamorphosis of this and other blennies

***Hypsoblennius robustus* Hildebrand 1946**

robust, referring to its “plump, robust body”

***Hypsoblennius sordidus* (Bennett 1828)**

dirty, presumably referring to its “dirty reddish brown” color

***Hypsoblennius striatus* (Steindachner 1876)**

striped, presumably referring to vertical black-brown stripes on sides, alternately stronger and weaker, over most of the sides, becoming dark longitudinal stripes or longitudinal rows of dark spots towards posterior part of body

***Istiblennius* Whitley 1943**

*istios*, sail, presumably referring to “very high” dorsal and anal fins of *I. muelleri*; *blennius*, blenny, derived from *blennos*, mucus, referring to scaleless body of blenniids

***Istiblennius bellus* (Günther 1861)**

beautiful, presumably referring to coloration in alcohol, described as having bluish-white dots on body, bluish-white lines on tail and soft dorsal fin, and three irregular series of bluish dots between rays on black anal fin

***Istiblennius colei* (Herre 1934)**

in honor of Howard I. Cole (1892-1966), former Chief Chemist for the Philippine Health Service at leper colony on Culion Island, Philippines (type locality), to “whose generous assistance [Herre’s] important Culion collection is due”

***Istiblennius dussumieri* (Valenciennes 1836)**

in honor of Jean-Jacques Dussumier (1792-1883), French voyager and merchant, who collected type

***Istiblennius edentulus* (Forster & Schneider 1801)**

toothless, presumably referring to its lack of posterior dentary canines

***Istiblennius enosimae* (Jordan & Snyder 1902)**

of Enoshima (island of the bay), Japan, type locality [note spelling, without the “b”]

***Istiblennius flaviumbrinus* (Rüppell 1830)**

*flavus*, yellow; *umbrinus*, umber, referring to “dirty yellow” ground color with “earthy brown” wavy stripes and spots (translations)

***Istiblennius lineatus* (Valenciennes 1836)**

lined, referring to five or so dark longitudinal lines across greenish-gray body in alcohol

***Istiblennius meleagris* (Valenciennes 1836)**

guinea fowl, probably referring to round silvery spots all over body, resembling color pattern of a guinea fowl

***Istiblennius muelleri* (Klunzinger 1879)**

in honor of physician, geographer and botanist Ferdinand von Mueller (1825-1896), who donated his extensive collection of Australian plant and animal specimens, including type of this species, to what is now the Staatliches Museum für Naturkunde in Stuttgart (Baden-Württemberg, Germany)

***Istiblennius pox* Springer & Williams 1994**

an eruptive disease such as chicken pox, referring also to spots resembling the eruptions of this disease, referring to spots on occipital crest of males

***Istiblennius rivulatus* (Rüppell 1830)**

rivulated, i.e., marked by irregular streaks, referring to dark wavy lines on sides

***Istiblennius spilotos* Springer & Williams 1994**

spotted, referring to small, brilliant white or blue spots on head and body, particularly of males

***Istiblennius steindachneri* (Pfeffer 1893)**

patronym not identified but almost certainly in honor of Austrian ichthyologist Franz Steindachner (1834-1919)

***Istiblennius unicolor* (Rüppell 1838)**

*uni-*, one, referring to uniform liver-brown coloration in spirits

***Istiblennius zebra* (Vaillant & Sauvage 1875)**

referring to zebra-like vertical bands on body, continuing on to vertical fins

***Lipophrys* Gill 1896**

*lipo-*, want or absence; *ophrys*, eyebrow, referring to “absence of the superciliary cirri” of *L. pholis*

***Lipophrys pholis* (Linnaeus 1758)**

per Cuvier (1816), Greek name for a fish always enveloped in mucus (i.e., scaleless), including blennies and blenny-like fishes)

***Lipophrys trigloides* (Valenciennes 1836)**

*-oides*, having the form of: referring to its head, shaped like that of a gurnard (Scorpaeniformes: Triglididae: *Trigla*)

***Litobranchus* Smith-Vaniz & Springer 1971**

*litos*, simple; *branchos*, fin, referring to unbranched rays characteristic of the genus

***Litobranchus fowleri* (Herre 1936)**

in honor of Henry Weed Fowler (1878-1965), Academy of Natural Sciences of Philadelphia, for “notable contributions to our knowledge of Philippine fishes”

***Lupinoblennius* Herre 1942**

*lupinus*, of a wolf, referring to elongate, wolf-like jaws of *L. dispar* (= *vinctus*); *blennius*, blenny, derived from *blennos*,

mucus, referring to scaleless body of blenniids

***Lupinoblennius nicholsi* (Tavolga 1954)**

in honor of John Treadwell Nichols (1883-1958), curator of fishes at the American Museum of Natural History, for aid and encouragement, and for making specimens of other species under his care available for comparison

***Lupinoblennius paivai* (Pinto 1958)**

in honor of oceanographer João de Paiva Carvalho (1903-1961), Instituto Oceanográfico da Universidade de São Paulo (Brazil), to whom Pinto is grateful for his cooperation

***Lupinoblennius vinctus* (Poey 1867)**

bound, referring to dorsal and anal fins connected by a membrane to caudal fin

***Medusablennius* Springer 1966**

*Medusa*, in Greek mythology a winged human female with living venomous snakes in place of hair, referring to ring, complex cirri on rims of posterior and anterior nostrils, above eye, and on interorbital region; *blennius*, blenny, derived from *blennos*, mucus, referring to scaleless body of blenniids

***Medusablennius chani* Springer 1966**

in honor of William L. Chan, who first recognized the distinctness of this species (in a note in the jar containing type specimens collected in 1955)

***Microlipophrys Almada, Almada, Guillemaud & Wirtz 2005***

*micro-*, small, referring to small body size (4-7 cm) compared to *Lipophrys*, genus in which species had originally been placed

***Microlipophrys adriaticus* (Steindachner & Kolombatović 1883)**

*-icus*, belonging to: Adriatic Sea, where type locality (Castella Canal at Vranjica, near Split, Croatia) is situated

***Microlipophrys bauchotae* (Wirtz & Bath 1982)**

in honor of Marie-Louise Bauchot (b. 1928), ichthyologist and assistant manager, Muséum national d'Histoire naturelle (Paris), who suspected this species was new in 1967 but refrained from naming it for lack of additional material

***Microlipophrys caboverdensis* (Wirtz & Bath 1989)**

*-ensis*, suffix denoting place: Cape Verde Islands, where it is endemic

***Microlipophrys canevas* (Vinciguerra 1880)**

in honor of “young friend” Giorgio Caneva, whose “accurate and patient research” encouraged Vinciguerra to “examine an overwhelming quantity of *Blennius*” from the Gulf of Genoa (Italy), and “in particular the smaller and lesser-known species,” which led to the discovery of this species (translations)

***Microlipophrys dalmatinus* (Steindachner & Kolombatović 1883)**

Dalmatian, referring to Dalmatia (southern Croatia), where type locality (Castella Canal, Adriatic Sea) is situated

***Microlipophrys nigriceps nigriceps* (Vinciguerra 1883)**

*nigri-*, black; *ceps*, head, referring to black crown of breeding males

***Microlipophrys nigriceps cyriacus* (Bath 1972)**

*-acus*, belonging to: Cyprus, Mediterranean Sea, type locality

***Microlipophrys nigriceps portmahonis* (Castaños 1933)**

*-is*, genitive singular of: Port Mahon, British name for Mahón (or Maó-Mahón), capital city of Menorca, Balearic Islands, Spain, presumed type locality (no types known)

***Microlipophrys velifer* (Norman 1935)**

bearing a sail, referring to elevated spinous portion of dorsal fin in males

***Mimoblennius* Smith-Vaniz & Springer 1971**

*mimos*, mimic; *Blennius*, nominal genus for which it was originally mistaken and shows the greatest superficial resemblance

***Mimoblennius atrocinctus* (Regan 1909)**

*atro-*, black; *cinctus*, girdle or belt, referring to six blackish crossbars on body, continued on to basal part of dorsal fin

***Mimoblennius cas* Springer & Spreitzer 1978**

CAS, acronym for California Academy of Sciences (San Francisco), where holo- and paratypes are housed

***Mimoblennius cirrosus* Smith-Vaniz & Springer 1971**

bearing cirri, presumably referring to more numerous and greatly developed supraorbital and posterior nasal cirri compared to *M. atrocinctus*

***Mimoblennius lineathorax* Fricke 1999**

*linea*, line; *thorax*, breast or chest, referring to dark lines across its thorax

**Mimoblennius rusi Springer & Spreitzer 1978**

RUSI, acronym for the J.L.B. Smith Institute of Ichthyology, Rhodes University (now South African Institute for Aquatic Biodiversity), where holo- and paratypes are housed

**Nannosalarias Smith-Vaniz & Springer 1971**

*nannos*, dwarf, mature adults ranging from 22.5–34.8 mm SL; *Salarias*, type-genus of the tribe Saliariini

**Nannosalarias nativitatis (Regan 1909)**

place of birth or nativity, referring to Christmas Island, type locality (occurs widely in Indo-West Pacific, from Andaman Islands east to Philippines and Samoa, north to Ryukyu Islands, south to Australia and New Caledonia)

**Ophioblennius Gill 1860**

*ophis*, snake, referring to fang-like teeth of *Blennophis webbia* (= *O. atlanticus*); *blennius*, blenny, derived from *blennos*, mucus, referring to scaleless body of blenniids

**Ophioblennius atlanticus (Valenciennes 1836)**

*-icus*, belonging to: eastern Atlantic from Senegal to Angola, then believed to be the only Atlantic species of a genus (*Salarias*) known only from the Indo-Pacific

**Ophioblennius clippertonensis Springer 1962**

*-ensis*, suffix denoting place: Clipperton Island, eastern Pacific, where it appears to be endemic

**Ophioblennius macclurei (Silvester 1915)**

in honor of Charles Freeman Williams McClure (1865–1955), American comparative anatomist and embryologist, for his researches upon the lymphatics of fishes (note latinization of “Mc” to “Mac”)

**Ophioblennius steindachneri Jordan & Evermann 1898**

in honor of Austrian ichthyologist Franz Steindachner (1834–1919), who reported this blenny as *Blennophis webbia* (= *O. atlanticus*) in 1879

**Ophioblennius trinitatis Miranda Ribeiro 1919**

Trinidadian, referring to Trindade Island, Martin Vaz Islands, off southeastern Brazil, type locality

**Parablennius Miranda Ribeiro 1915**

*para-*, near, referring to previous placement of *P. pilicornis* in *Blennius*

**Parablennius cornutus (Linnaeus 1758)**

horned, referring to its long orbital cirri, usually a long central stalk (longer in males) with numerous side branches

**Parablennius cyclops (Rüppell 1830)**

*Cyclops*, mythical one-eyed giant, sometimes used as a synonym for large or massive, allusion not explained, perhaps referring to its “fat” and “rather thick” head (translation)

**Parablennius dialloi Bath 1990**

in honor of Amadou Diallo, Musee de la Mer (Gorée, Senegal), who provided specimens and “helpfully supported” (translation) Bath’s research in Senegal

**Parablennius gattorugine (Linnaeus 1758)**

a name dating to Willughby (1686), who had seen this blenny in Venice where the locals called it “*gatto ruggine*,” which he provisionally translated as “rusty cat” or “rust color” (fearing that he did not properly understand these words); instead, name is apparently derived from “*gatto rusola*” or “*gotto rosula*,” a local name for blennies in the Adriatic, a diminutive of “*gotto rosso*” (*gutturosus*), referring to the thickness of its throat

**Parablennius goreensis (Valenciennes 1836)**

*-ensis*, suffix denoting place: Gorée, Senegal, type locality

**Parablennius incognitus (Bath 1968)**

unknown, presumably referring to how the existence of this species escaped attention for 70 years due to its resemblance to *P. zvonimiri*

**Parablennius intermedius (Ogilby 1915)**

in between, referring to Darnley (or Erub) Island (Queensland, Australia, type locality), “being roughly intermediate between” Port Arthur (Tasmania) and Misaki (Japan), type localities respectively of *P. tasmanius* and *P. yatabei*

**Parablennius laticlavus (Griffin 1926)**

*latus*, wide; *clavus*, purple striped, referring to broad dark-purple stripe passing from eye to hypural joint

**Parablennius lodosus (Smith 1959)**

etymology not explained, perhaps a misspelling or variation of *lutosus*, muddy (*lodos* is Spanish for mud or sludge), referring to its occurrence in “muddy areas” of Delagoa Bay, Mozambique, type locality

**Parablennius marmoreus (Poey 1876)**

marbled, referring to mottled yellowish- to dark-brown coloration

- Parablennius opercularis* (Murray 1887)**  
opercular, presumably referring to dark patch on opercle and an oblique streak below it behind maxilla
- Parablennius parvicornis* (Valenciennes 1836)**  
*parvus*, small; *cornis*, horn, referring to small ocular cirri, “reduced to a small pointed filament, scarcely a quarter of the height of the eye” (translation)
- Parablennius pilicornis* (Cuvier 1829)**  
*pilosus*, hairy or downy; *cornis*, horn, referring to filiform ocular cirri
- Parablennius ponticus* (Slastenenko 1934)**  
*-icus*, belonging to: the Black Sea (=Pontos), where it appears to be endemic
- Parablennius postoculomaculatus* Bath & Hutchins 1986**  
*post*, after or behind; *oculus*, eye; *maculatus*, spotted, proposed as a subspecies of *P. tasmanianus* with a light-brown spot between eye and operculum and numerous small brown spots on operculum and cheek, compared to absence of such spots on the nominate form
- Parablennius ruber* (Valenciennes 1836)**  
red, referring to red markings overlaying a pale-red background
- Parablennius rouxi* (Cocco 1833)**  
patronym not identified, possibly in honor of Jean Louis Florent Polydore Roux (1792-1833), painter, naturalist, and curator of the Muséum d'histoire naturelle de Marseille (described as s “Blennio di Roux. *Blennius Ruxii*” but “*rouxi*” can be used due to prevailing usage)
- Parablennius salensis* Bath 1990**  
*-ensis*, suffix denoting place: Sal (an island), Murdeira Bay, Cape Verde Islands, type locality
- Parablennius sanguinolentus* (Pallas 1814)**  
full of blood, allusion not explained, probably referring to body suffused with a blood-red or rusty hue
- Parablennius serratolineatus* Bath & Hutchins 1986**  
*serratus*, saw-toothed; *lineatus*, lined, referring to serrate ventral border of dark-brown longitudinal band between nape and caudal peduncle
- Parablennius sierraensis* Bath 1990**  
*-ensis*, suffix denoting place: Cape Sierra, Sierra Leone, type locality
- Parablennius tasmanianus* (Richardson 1842)**  
Tasmanian, referring to Port Arthur, Tasmania, Australia, type locality
- Parablennius tentacularis* (Brünnich 1768)**  
tentacled, referring to its simple (unbranched) orbital cirri
- Parablennius thysanius* (Jordan & Seale 1907)**  
fringed or tasseled, referring to “fan-like orbital tentacle with about 10 fringes”
- Parablennius verryckenii* (Poll 1959)**  
in honor of C. Verrycken (Banana Creek, Democratic Republic of the Congo), a radio- and telegraph operator and sport fishermen who collected “many interesting specimens” (translation) for Poll (but apparently not this blenny)
- Parablennius yatabei* (Jordan & Snyder 1900)**  
in memory of “old friend” and Cornell schoolmate Riokichi (or Ryokichi) Yatabe [1851-1899], botanist, who drowned during his summer vacation in a “sad accident” in the bay of Kamakura, Japan
- Parablennius zvonimiri* (Kolombatović 1892)**  
patronym not identified, possibly in honor of Demetrius Zvonimir, King of Croatia and Dalmatia (1075 until his death in 1089), alluding to area where this blenny was described
- Parahypsos* Bath 1982**  
etymology not explained, probably *para-*, near; *hypsos*, referring to previous placement of *P. pearsoni* in *Hypsoblennius* [replacement name for *Leptoblennius* Bath 1978, preoccupied by *Leptoblennius* Gill 1860 (= *Lumpenus*) in fishes (Zoarcales: Lumpenidae)]
- Parahypsos piersoni* (Gilbert & Starks 1904)**  
in honor of C. J. Pierson, a member of the Panama Expedition during which type was collected, “to whose untiring industry much of its success was due”
- Paralticus* Springer & Williams 1994**  
*para-*, near, closely related to group of genera that includes *Alticus*
- Paralticus amboinensis* (Bleeker 1857)**  
*-ensis*, suffix denoting place: Ambon Island, Moluccas Islands, Indonesia (also occurs off Malaysia)

**Pereulixia Smith 1959**

etymology not explained nor evident (maybe honoring someone named Pereulix?)

***Pereulixia kosiensis* (Regan 1908)**

-*ensis*, suffix denoting place: Kosi Bay, Zululand, KwaZulu-Natal, South Africa, type locality

***Praealticus* Schultz & Chapman 1960**

*prae-*, in front of, allusion not explained, presumably referring in some way to its close superficial similarity to and/or close relationship with *Alticus*

***Praealticus bilineatus* (Peters 1868)**

*bi-*, two; *lineatus*, lined, allusion not explained, perhaps referring to broad, brown transverse bands that “split downwards like a fork” (translation) and/or two rows of small white dots

***Praealticus caesius* (Seale 1906)**

bluish-gray, presumably referring to color in spirits, described as having a “slight tint of pale blue” on ventral surface, “bluish” band on caudal fin, “pale blue intermarginal line” on white anal fin, and blue iris

***Praealticus dayi* (Whitley 1929)**

in honor of Francis Day (1829-1889), Inspector-General of Fisheries in India, who described this blenny in 1876 as *Salarias albuguttatus*, preoccupied by *S. albuguttatus* Kner 1867

***Praealticus labrovittatus* Bath 1992**

*labrum*, lip; *vittatus*, banded, referring to four paired, dark crossbands or horizontal stripes on upper lip

***Praealticus margaritarius* (Snyder 1908)**

pearly, referring to two rows of “pearly ocelli” along sides of body and numerous smaller ones along the back

***Praealticus margaritatus* (Kendall & Radcliffe 1912)**

adorned with pearls, referring to “numerous small pale pearly spots, most numerous posteriorly, below median line forming a longitudinal series arranged more or less in pairs”

***Praealticus multistriatus* Bath 1992**

*multi-*, many; *striatus*, striped, referring to dark, oblique stripes on both sections of dorsal fin

***Praealticus natalis* (Regan 1909)**

Christmas, referring to Christmas Island, type locality (also occurs in the Mariana Islands)

***Praealticus oortii* (Bleeker 1851)**

patronym not identified, possibly in honor of Pieter van Oort (1804-1834), draftsman and illustrator who explored Java (type locality) as part of the Physics Commission for the Dutch East Indies; he succumbed to “gall fever” (probably malaria) in Sumatra

***Praealticus poptae* (Fowler 1925)**

in honor of Canna Maria Louise Popta (1860-1929), Curator of Reptiles, Amphibians and Fishes, Rijksmuseum van Natuurlijke Historie (Leiden, Netherlands), “in slight acknowledgment of her East Indian ichthyological studies”

***Praealticus semicrenatus* (Chapman 1951)**

*semi-*, half; *crenatus*, notched or crenate, referring to upper lip crenulate only on lateral quarters and smooth lower lip, as opposed to fully crenulate upper lip and partially crenulate lower lip of *P. triangulus*, described in same publication

***Praealticus striatus* Bath 1992**

striped, referring to narrow, dark and “strongly accented” (translation) stripe in head area

***Praealticus tanegasimae* (Jordan & Starks 1906)**

of Tanegashima (Tanega Island), Japan, co-type locality [note spelling, without the “b”]

***Praealticus triangulus* (Chapman 1951)**

referring to triangular occipital crest (high in males, shorter and lower in females)

***Rhabdoblennius* Whitley 1930**

*rhabdos*, rod, stick or staff (i.e., stripe), allusion not explained but clearly reflecting first half of name of type species, *R. rhabdotrachelus*; *blennius*, blenny, derived from *blennos*, mucus, referring to scaleless body of blenniids

***Rhabdoblennius nigropunctatus* Bath 2004**

*nigro-*, black; *punctatus*, spotted, referring to round black blotches on head and anterior half of body

***Rhabdoblennius nitidus* (Günther 1861)**

neat, elegant or shining, presumably referring to coloration in alcohol: yellowish with eight brown cross-bands, with pearl-colored, purple-edged dots on head and body with pearl-colored, purple-edged dots, and four transverse series of white dots on anal fin

***Rhabdoblennius papuensis* Bath 2004**

-*ensis*, suffix denoting place: Papua New Guinea, where type locality (Ninigo Islands) is situated

***Rhabdoblennius rhabdotrachelus* (Fowler & Ball 1924)**

*rhabdos*, rod, stick or staff (i.e., stripe); *trachelos*, neck, referring to dark bars on lower side of head

***Rhabdoblennius snowi* (Fowler 1928)**

in honor of missionary Benjamin Galen Snow (1817-1880), who collected type

***Salaria* Bath 1977**

historical name for *S. basilisca* and/or *S. pavo* on Greek islands in the Aegean Sea, where blennies were used as a medicine for children (not to be confused with *Salarias*, see below) [authorship often attributed to Forsskål 1775, but Bath was the first to make the name available]

***Salaria basilisca* (Valenciennes 1836)**

royal or imperial, presumably referring to the “beauty of its finery,” e.g., 20 or so white or light-blue vertical lines on a “beautiful” olive-green body (translations)

***Salaria pavo* (Risso 1810)**

peacock, probably referring to well-developed head-crest on mature males and/or blue eye-like spot on operculum

***Salarias* Cuvier 1816**

etymology unknown, perhaps a variant or misspelling of *Salaria* (see above)

***Salarias alboguttatus* Kner 1867**

*albus*, white; *guttatus*, spotted, referring to white spots on sides

***Salarias ceramensis* Bleeker 1853**

*-ensis*, suffix denoting place: Ceram, Indonesia, type locality (also occurs from Papua New Guinea to Philippines and Solomon Islands)

***Salarias fasciatus* (Bloch 1786)**

banded, referring to dark bars on body and dorsal fin

***Salarias guttatus* Valenciennes 1836**

spotted or speckled, referring to “small brown dots and white droplets” (translation) on grayish-russet body

***Salarias luctuosus* Whitley 1929**

mournful, allusion not explained, perhaps referring to its dusky brown color

***Salarias nigrocinctus* Bath 1996**

*nigro-*, black; *cinctus*, girdle or belt, referring to 11 narrow, dark, paired vertical bands on sides of body

***Salarias obscurus* Bath 1992**

dark or dusky, presumably referring to its dark-brown body coloration, with blackish spots and blotches

***Salarias patzneri* Bath 1992**

in honor of Robert (“Bobby”) Patzner (b. 1945), University of Salzburg (Austria), known for his work on blenny genitalia, who shared blenny specimens with Bath

***Salarias ramosus* Bath 1992**

branched, referring to 3-4 branches on supraorbital tentacles, with 2-7 small tentacles at the end of each branch

***Salarias segmentatus* Bath & Randall 1991**

referring to 17-19 (usually 18) segmented dorsal-fin rays, and usually 19 or 20 segmented anal-fin rays

***Salarias sexfilum* Günther 1861**

*sex*, six; *filum*, thread, presumably referring to six filiform tentacles, two at nostrils, two above orbit, and two on each side of neck

***Salarias sibogai* Bath 1992**

of the ship *Siboga* and Indonesian expedition (1898-1899) of same name, during which type was collected

***Salarias sinuosus* Snyder 1908**

sinuous, allusion not explained nor evident, perhaps referring to numerous dark specks on upper body, “some of which are closely clustered, forming vermiculations on sides of abdomen”

***Saliariopsis* Vecchioni, Ching, Marrone, Arculeo, Hundt & Simons 2022**

*opsis*, appearance, referring to its “apparent, but misleading, morphological similarity” to *Salaria* [placed in *Ichthyocoris* Bonaparte 1840 by some workers, treated here as a junior synonym of *Salaria*]

***Saliariopsis atlantica* (Doadrio, Perea & Yahyaoui 2012)**

*-ica*, belonging to: Atlantic slope drainage (Sebou River basin) of Morocco, where it is endemic

***Saliariopsis burcucae* Yoğurtçuoğlu, Kaya, Atalay, Ekmekçi & Freyhof 2023**

in honor of Burcu Yoğurtçuoğlu, wife of the first author, for her “profound inspiration, as well as admirable patience and support towards her husband’s endless travels to explore fishes. Her understanding, despite the occasional unintentional neglect due to her husband’s tireless dedication to his work, have been invaluable to his

achievements in ichthyology.”

***Salariopsis economidisi* (Kottelat 2004)**

in honor of ichthyologist Panos Economidis, “for his help during several field trips in Greece, stimulating discussions, encouragement, and being a unique historical, gastronomic and oenological cicerone”

***Salariopsis fluviatilis* (Asso y del Rio 1801)**

of a river, referring to its occurrence in fresh water

***Salariopsis renatorum* Yoğurtçuoğlu, Kaya, Atalay, Ekmekçi & Freyhof 2023**

from *renatus*, perfect participle of the Latin verb *renāscor*, signifying rejuvenation, renewal or rebirth, named for Pazarcık, Turkey (type locality), near the epicenter of the devastating Turkey-Syria earthquake of 6 Feb. 2023, honoring the “hope and resilience demonstrated by the communities impacted by these calamitous events”; additionally, name is dedicated to the memory of Gözde Bayırlı, a cousin of the first author, as well as her family and all others who lost their lives during this disaster

***Scartella* Jordan 1886**

-*ella*, a diminutive of *scartes*, one who leaps, allusion not explained (these blennies are not known to hop across tidal pools when the tide recedes), perhaps referring to similarity to and/or close relationship with *Scartes* (= *Scartichthys*)

***Scartella caboverdiana* Bath 1990**

-*iana*, belonging to: Cape Verde Islands, where it is endemic

***Scartella cristata* (Linnaeus 1758)**

crested, referring to fringed dermal crest of 10-18 filaments on nape

***Scartella emarginata* (Günther 1861)**

referring to emarginate (having a notched tip or edge), presumably referring to deeply notched dorsal fin between spinous and soft portions

***Scartella itajobi* Rangel & Mendes 2009**

combination of the Tupí words *ita* (stone) and *jobi* (green), referring to its emerald-green color

***Scartella nuchifilis* (Valenciennes 1836)**

*nuchi-*, nuchal; *filum*, thread, fringed dermal crest of 8-10 filaments on nape

***Scartella poiti* Rangel, Gasparini & Guimarães 2004**

in honor of Posto Oceanográfico da Ilha da Trindade (Oceanographic Post of Trindade Island” of the Brazilian Navy, for their “extensive help during all trips by the authors”

***Scartella springeri* (Bauchot 1967)**

in honor of ichthyologist Victor G. Springer (b. 1928), U.S. National Museum, “who was kind enough to examine some specimens and give his advice” (translation)

***Scartella tongana* (Jordan & Seale 1906)**

-*anus*, belonging to: Tonga, Polynesian sovereign state and archipelago, where this blenny, of uncertain taxonomic status, is said to occur

***Scartichthys* Jordan & Evermann 1898**

*scartes*, one who leaps, referring to *S. rubropunctatus* (= *variolatus*), having “extraordinary powers of throwing itself from pool to pool by leaping into the air when the tide recedes” (per Jordan & Snyder 1902); *ichthys*, fish [replacement name for *Scartes* Jordan & Evermann 1896, preoccupied by *Scartes* Swainson 1835 in Mammalia]

***Scartichthys gigas* (Steindachner 1876)**

giant, referring to relatively large size of adults (up to 222 mm SL)

***Scartichthys variolatus* (Valenciennes 1836)**

-*atus*, provided with: *variola*, “spotted disease” or smallpox, referring to pattern of spots on head and body

***Scartichthys viridis* (Valenciennes 1836)**

green, referring to body color in life

***Stanulus* Smith 1959**

etymology not explained nor evident

***Stanulus seychellensis* Smith 1959**

-*ensis*, suffix denoting place: La Digue Island, Seychelles, type locality (but occurs elsewhere in Indo-West Pacific)

***Stanulus talboti* Springer 1968**

in honor of friend and fisheries scientist Frank Talbot (b. 1930), South African Museum, who organized expedition that collected type and helped collect it

## Subfamily Blenniinae

**Adelotremus Smith-Vaniz & Rose 2012**

*adelos*, concealed; *trema*, hole, referring to discovery of *A. leptus* hiding in a calcareous polychaete tube

**Adelotremus deloachi Smith-Vaniz 2017**

in honor of Ned DeLoach (b. 1944), for his “books, magazine articles and photographs that celebrate the beauty and diversity of reef fishes, all of which have encouraged numerous divers and fish watchers to become more aware of the importance of protecting the threatened marine environment and fauna”

**Adelotremus leptus Smith-Vaniz & Rose 2012**

thin or slender, referring to its slender body

**Aspidontus Cuvier 1834**

*aspis*, viper; *odon*, tooth, referring to dentary canines of prejuvenile *A. taeniatus*, “surmounted by two long crooked hooks like those of serpents, hiding in the bones of the skull” (translation)

**Aspidontus dussumieri (Valenciennes 1836)**

in honor of Jean-Jacques Dussumier (1792-1883), French voyager and merchant, who collected type

**Aspidontus taeniatus Quoy & Gaimard 1834**

banded, referring to prominent midlateral stripe of adults

**Blennius Linnaeus 1758**

blenny, derived from *blennos*, mucus, referring to scaleless body of blenniids

**Blennius normani Poll 1949**

in memory of ichthyologist J. R. (John Roxborough) Norman (1898-1944), British Museum (Natural History), “author of outstanding works that make us doubly regret his early passing” (translation)

**Blennius ocellaris Linnaeus 1758**

having an eye-like spot, referring to large black ocellus on first dorsal fin

**Enchelyurus Peters 1868**

*enchelys*, ancient Greek for eel; *oura*, tail, referring to eel-like caudal fin of *E. flavipes*, confluent with dorsal and anal fins

**Enchelyurus ater (Günther 1877)**

black, referring to brown-black body with deep-black fins

**Enchelyurus brunneolus (Jenkins 1903)**

dark brown, referring to color in alcohol (uniformly black in life)

**Enchelyurus flavipes Peters 1868**

*flavus*, yellow; *pes*, foot, referring to pale-yellow ventral fins

**Enchelyurus kraussii (Klunzinger 1871)**

in honor of Christian F. F. Krauss (1812-1890), botanist, malacologist, and director of the Royal Natural History Cabinet in Stuttgart

**Enchelyurus petersi (Kossmann & Räuber 1877)**

patronym not identified but almost certainly in honor of Wilhelm C. H. Peters (1815-1883), German naturalist and explorer, who described the similar *Enchelyurus* (in which this species was ultimately placed) in 1868

**Haptogenys Springer 1972**

*hapto*, join; *genys*, jaw, referring to suturing joint of dentary bones of tribe Omobranchini

**Haptogenys bipunctata (Day 1876)**

*bi-*, two; *punctatus*, spotted, referring to two dark spots on dorsal fin

**Laiphognathus Smith 1955**

*laiphos*, a shabby, tattered garment or piece of cloth; *gnathus*, jaw, referring to flap of skin on lower jaw of *L. multimaculatus*

**Laiphognathus albifrons Allen & Erdmann 2024**

*albus*, white; *frons*, forehead, referring to the diagnostic white marking on its head

**Laiphognathus longispinis Murase 2007**

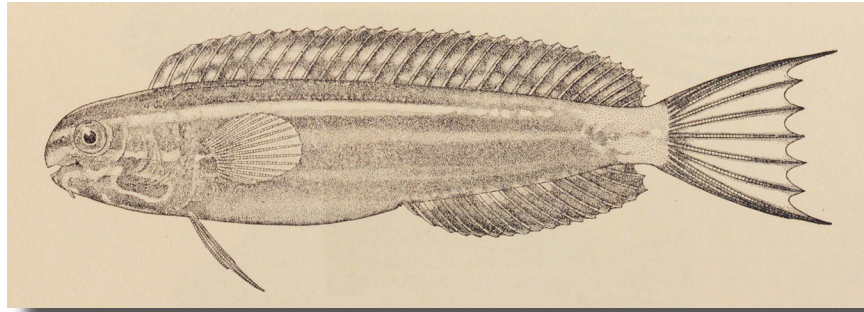
*longus*, long; *spinis*, spine, referring to 3 to 5 of the 6th-10th dorsal spines elongate in mature males (vs. no elongate dorsal spines in *L. multimaculatus*)

**Laiphognathus multimaculatus Smith 1955**

*multi-*, many; *maculatus*, spotted, referring to 4-5 series of irregular, pupil-sized black spots on body and several small black spots on head

**Meiacanthus Norman 1944**

*meion*, less; *acanthus*, spine, referring to dorsal fin with only 4-8 spines, compared to 10-12 on the related *Petroscirtes-*



*Meiacanthus kamoharai*. From: Tomiyama, I. and T. Abe. 1956. Figures and descriptions of the fishes of Japan (a continuation of Dr. Shigeo Tanaka's work). Tokyo. v. 53: 1077-1090, Pls. 213-216.

Subgenus ***Meiacanthus***

***Meiacanthus abditus* Smith-Vaniz 1987**

hidden or concealed, referring to its previous confusion with *M. lineatus*

***Meiacanthus abruptus* Smith-Vaniz & Allen 2011**

broken off, referring to mid-lateral stripe that abruptly ends on caudal-fin base

***Meiacanthus atrodorsalis* (Günther 1877)**

*atro-*, black; *dorsalis*, of the back, presumably referring to dark submarginal stripe usually present on dorsal fin

***Meiacanthus bundoon* Smith-Vaniz 1976**

in honor of the yacht *Bundoon*, used for transportation during collection of type [presumably a noun in apposition, without the genitive “i”]

***Meiacanthus crinitus* Smith-Vaniz 1987**

hairy or with long hair, referring to elongate inner caudal-fin rays of adult males

***Meiacanthus cyanopterus* Smith-Vaniz & Allen 2011**

*cyanos*, blue; *pterus*, fin, referring to blue dorsal-fin stripe

***Meiacanthus erdmanni* Smith-Vaniz & Allen 2011**

in honor of marine biologist Mark V. Erdmann (b. 1968), who collected type, for his efforts to promote conservation of the Bird's Head biodiversity hot spot and document the fishes of the region

***Meiacanthus fakfakensis* Allen, Erdmann & Hidayat 2024**

*-ensis*, Latin suffix denoting place: nearby town of Fakfak and the greater Fakfak Peninsula, West Papua Province, Indonesia, where it occurs

***Meiacanthus flavivittatus* Allen, Erdmann & Sianipar 2024**

*flavus*, yellow; *vittatus*, striped, referring to its most conspicuous color marking

***Meiacanthus fraseri* Smith-Vaniz 1976**

in honor of Thomas H. Fraser, Mote Marine Laboratory (Sarasota, Florida), who collected the first specimen and, suspecting that it might be undescribed, informed Smith-Vaniz of its existence

***Meiacanthus geminatus* Smith-Vaniz 1976**

paired or doubled, referring to its presumed cognate status with *M. vittatus*

***Meiacanthus grammistes* (Valenciennes 1836)**

lined, presumably referring to three dark stripes separated by pale interspaces on head and body

***Meiacanthus kamoharai* Tomiyama 1956**

in honor of ichthyologist Toshiji Kamohara (1901-1972), Kochi University, to whom Tomiyama was “indebted in various ways during his more than twenty years of ichthyological study”

***Meiacanthus limbatus* Smith-Vaniz 1987**

bordered, referring to dark stripe at base of anal fin

***Meiacanthus lineatus* (De Vis 1884)**

lined, referring to three dark stripes on head and body, separated by pale interspaces, all of approximately equal width

***Meiacanthus luteus* Smith-Vaniz 1987**

yellow, referring to brilliant yellow upper-body coloration

***Meiacanthus mossambicus* Smith 1959**

*-icus*, belonging to: Mozambique, western Indian Ocean, type locality

***Meiacanthus naevius* Smith-Vaniz 1987**

birthmark, referring to conspicuous spot on caudal peduncle

***Meiacanthus nigrolineatus* Smith-Vaniz 1969**

*nigro-*, black; *lineatus*, lined, referring to characteristic dark stripe present on most specimens

***Meiacanthus oualanensis* (Günther 1880)**

*-ensis*, Ovalau Island, Fiji, type locality [Smith-Vaniz (1976) emended spelling to “*ovalauensis*” believing Günther’s original spelling represented a copyist’s or printer’s error, but since Günther used that spelling in both text and index it should be retained]

***Meiacanthus phaeus* Smith-Vaniz 1976**

of the hue or color of twilight (i.e., dusky, brown or grayish brown), referring to dominant coloration of preserved specimens

***Meiacanthus procne* Smith-Vaniz 1976**

*Prokne*, from Greek mythology, whom the gods transformed into a swallow, referring to its produced caudal-fin lobes

***Meiacanthus reticulatus* Smith-Vaniz 1976**

reticulated, referring to its “unique” reticulated color pattern, which readily distinguishes it from congeners

***Meiacanthus smithi* Klausewitz 1962**

in honor of ichthyologist-chemist J.L.B. Smith (1897-1968), Rhodes University (Grahamstown, South Africa), who examined type specimen and confirmed it was undescribed

***Meiacanthus solomon* Smith-Vaniz & Allen 2019**

named for the Solomon Islands, only known area of occurrence

***Meiacanthus tongaensis* Smith-Vaniz 1987**

*-ensis*, suffix denoting place: Tonga Island, Central Pacific, where it appears to be endemic

***Meiacanthus vicinus* Smith-Vaniz 1987**

near or neighboring, referring to its presumed sister relationship with *M. geminatus*

***Meiacanthus vittatus* Smith-Vaniz 1976**

decorated or bound with ribbon, i.e., striped or banded, referring to black midlateral stripe extending from snout through eye to caudal fin

Subgenus ***Allomeiacanthus* Smith-Vaniz 1987**

*allos*, strange or different, a subgenus of *Meiacanthus* in which dentary gland is positioned ventrally and encapsulated in dentary bone

***Meiacanthus ditrema* Smith-Vaniz 1976**

*di-*, two; *trema*, hole, referring to pair of mid-dorsal supratemporal pores

***Meiacanthus urostigma* Smith-Vaniz, Satapoomin & Allen 2001**

*oura*, tail; *stigma*, mark or spot, referring to prominent basicaudal spot

Subgenus ***Holomeiacanthus* Smith-Vaniz 1987**

*holos*, whole or entire, referring to hypothesis that *M. anema* most closely resembles progenitor that gave rise to *Meiacanthus*

***Meiacanthus anema* (Bleeker 1852)**

*a-*, without; *nema*, thread, referring to simple caudal fin without filamentous rays

**Oman Springer 1985**

Oman, country where type locality (100 meters off shore from Sur) of *O. ypsilon* is situated

***Oman ypsilon* Springer 1985**

Greek name of the letter “U,” referring to dark U-shaped marking on anterodorsal surface of head

***Omobranchus Valenciennes* 1836**

*om-*, shoulder (i.e., area above pectoral fin); *branchos*, gill, referring to restricted gill opening, never extending ventrally much below ventral level of pectoral-fin base, described for *A. anolius* as a “very small hole above the chest” (translation)

***Omobranchus anolius* (Valenciennes 1836)**

like *Anolis*, anoles, lizards in the family Dactyloidae, referring to how this blenny “raises its little head like these little saurians named anolis” (translation)

***Omobranchus aurosplendidus* (Richardson 1846)**

*auro-*, gold; *splendidus*, bright or shining, referring to its “wax yellow” body with five rows of “bright golden specks,” and “bright king’s yellow” head and fins (except the anal)

***Omobranchus banditus* Smith 1959**

etymology not explained, perhaps latinization of *bandit*, referring to bandit- or convict-like appearance of its black-and-white vertical stripes

***Omobranchus dispar* (Günther 1861)**

Latin for unlike or dissimilar, allusion not explained, perhaps referring to the two type specimens, “one of which is nearly twice the size of the other,” the smaller one with an occipital crest, “the only instance known, at present” in *Petroscirtes* (its original genus)

***Omobranchus elegans* Smith 1959**

elegant, fine or select, allusion not explained, presumably referring to its coloration (yellow or orange in life, but Steindachner described it as chocolate-brown, perhaps its color in spirits)

***Omobranchus elongatus* (Peters 1855)**

elongate, allusion not explained, perhaps referring to more elongate or compressed body compared to *Petroscirtes barbatus* (= *mitratus*) and *P. cynodon* (= *breviceps*), its presumed congeners at the time, described in the same paper

***Omobranchus fasciolatoceps* (Richardson 1846)**

*fasciolatus*, banded; *ceps*, head, referring to five vertical black bands on head

***Omobranchus fasciolatus* (Valenciennes 1836)**

banded, referring to 12 white stripes on a grayish body

***Omobranchus ferox* (Herre 1927)**

ferocious, for their “propensity to seize hold with their fangs”

***Omobranchus germaini* (Sauvage 1883)**

in honor of Louis Rodolphe Germain (1827-1917), veterinary surgeon in the French colonial army, who collected holotype

***Omobranchus hikkaduensis* Bath 1983**

-*ensis*, suffix denoting place: Hikkaduwa, Sri Lanka, type locality (also occurs in Bali)

***Omobranchus lineolatus* (Kner 1868)**

lined, presumably referring to fine lines (nearly violet in life) traversing entire dorsal and anal fins

***Omobranchus loxozonus* (Jordan & Starks 1906)**

*loxos*, slanting; *zonus*, belt or girdle, referring to dark bands that “slope downward and forward” posteriorly on the body and “downward and backward” anteriorly

***Omobranchus mekranensis* (Regan 1905)**

-*ensis*, suffix denoting place: Mekran Coast, Iran, type locality

***Omobranchus obliquus* (Garman 1903)**

Latin for slanting or sideway, referring to a “series of bars of brown on the flanks, the anterior of which incline forward, the posterior, backward”

***Omobranchus punctatus* (Valenciennes 1836)**

spotted, referring to three longitudinal rows of blackish-blue dots or small spots on russet-gray body

***Omobranchus robertsi* Springer 1981**

in honor of ichthyologist Tyson R. Roberts (b. 1940), who collected type and made it available to Springer

***Omobranchus rotundiceps* (Macleay 1881)**

*rotundus*, rounded; *ceps*, head, referring to “very round and obtuse” head

***Omobranchus sewalli* (Fowler 1931)**

in honor of Arthur W. Sewall (1860-1939) of the Barber Asphalt Company, who “secured” for the Academy of Natural Sciences of Philadelphia an “interesting” collection of fishes from Trinidad and Venezuela, including holotype of this one

***Omobranchus smithi* (Rao 1974)**

in honor of ichthyologist-chemist J.L.B. Smith (1897-1968), Rhodes University (Grahamstown, South Africa), who has “contributed much to our knowledge of blenniid fishes”

***Omobranchus steinitzi* Springer & Gomon 1975**

in honor of the late Heinz Steinitz (1909-1971), Hebrew University (Jerusalem), for contributions to marine biology

***Omobranchus verticalis* Springer & Gomon 1975**

upright, allusion not explained, presumably referring to up to 16 vertical, dusky bands on body, several partially outlined with slender dark lines

***Omobranchus woodi* (Gilchrist & Thompson 1908)**

in honor of J. Wood (no other information available), Natal, South Africa, who collected “many specimens of

marine animals,” including type of this blenny

***Omobranchus zebra* (Bleeker 1868)**

presumably referring to vertical (i.e., zebra-like) bands across head

**Omox Springer 1972**

“an arbitrary combination of letters,” probably alluding to its similarity to *Omobranchus*

***Omox biporos* Springer 1972**

*bi-*, two; *poros*, holed, referring to two sensory pores that appear, one on each side, just anterior to dorsal-fin origin

***Omox lupus* Springer 1981**

wolf, referring to its wolf-like snout (longer than that of *O. biporos*)

***Parenchelyurus* Springer 1972**

*para-*, near; *Enchelyurus*, original genus of type species, *P. hepburni*

***Parenchelyurus hepburni* (Snyder 1908)**

in honor of Lieut. A. J. Hepburn, U.S. Navy, executive officer of the U.S. Bureau of Fisheries steamer *Albatross*, from which type was collected

***Parenchelyurus hyena* (Whitley 1953)**

etymology not explained, presumably referring to the Spotted Hyena (*Crocuta crocuta*), alluding to this blenny’s spotted coloration

***Petroscirtes* Rüppell 1830**

*petro*, stone; *scirtes*, to leap, referring to Rüppell’s claim that *P. mitratus* was seen jumping between rocks out of the water hunting for small amphipods; however, since *P. mitratus* is not amphibious, Rüppell may have confused it with *Alticus saliens*, observing both blennies at Jubal Island (Egypt, Red Sea) and thinking they were conspecific (Ronald Fricke, pers. comm.)

Subgenus ***Petroscirtes***

***Petroscirtes mitratus* Rüppell 1830**

to wear a miter or other head dress, presumably referring to well-developed orbital cirrus

Subgenus ***Dasson* Jordan & Hubbs 1925**

etymology not explained; according to Jordan & Snyder’s 1902 description of *Aspidontus dasson* (= *Omobranchus punctatus*), from the Greek *asson*, meaning “very swift,” perhaps referring to their swimming speed and ability to avoid capture by nets (addition of “*d*” is not explained)

***Petroscirtes ancyloдон* Rüppell 1835**

*ankylos*, bent, hooked or crooked; *odon*, tooth, referring to large, recurved canine tooth on each dentary

***Petroscirtes breviceps* (Valenciennes 1836)**

*brevis*, short; *ceps*, head, “distinguished at first glance by its short, broad head, which is only half as long as its height, and whose thickness is three-quarters its height” (translation)

***Petroscirtes fallax* Smith-Vaniz 1976**

deceitful or deceptive, presumably a Batesian mimic of *Meiacanthus lineatus*

***Petroscirtes lupus* (De Vis 1885)**

wolf, probably referring to large, recurved canine tooth on each dentary

***Petroscirtes marginatus* Smith-Vaniz 1976**

enclosed with a border, referring to dark marginal stripe of dorsal fin

***Petroscirtes pylei* Smith-Vaniz 2005**

in honor of ichthyologist Richard L. Pyle (b. 1967), Bishop Museum (Honolulu), for his “pioneering efforts to shed more light on the ichthyofauna of the deep reef “Twilight Zone” (60-150 m, at the lower limits of photosynthetically useful sunlight penetration); he also helped collect type

***Petroscirtes springeri* Smith-Vaniz 1976**

in honor of ichthyologist Victor G. Springer (b. 1928), U.S. National Museum, who first introduced Smith-Vaniz to blenniid fishes and suggested the study in which the description appeared

***Petroscirtes thepassii* Bleeker 1853**

in honor of military surgeon A. H. Thepass, who apparently collected type

***Petroscirtes variabilis* Cantor 1849**

variable, allusion not explained, perhaps referring to its variable coloration, e.g., “dorsal yellowish olive, dotted with black, rays with more or less distinct blackish spots forming two or three longitudinal series; in some individuals a black spot between the points of the first and second ray”

***Petroscirtes xestus* Jordan & Seale 1906**

smoothed or polished, presumably referring to coloration of dorsal surface of head of juvenile type, “bright silvery, as if coated with mercury,” and/or broad silvery lateral stripe from eye to base of caudal fin

***Phenablennius* Springer & Smith-Vaniz 1972**

*phenax*, imposter or deceptor, referring to “striking” superficial similarity of this genus to members of the blenniid tribe Omobranchini; *blennius*, blenny, derived from *blennos*, mucus, referring to scaleless body of blenniids

***Phenablennius heyliigeri* (Bleeker 1859)**

in honor of R.V. Heyliger, Belgian counsel in Batavia (now Jakarta), Indonesia, who collected type

***Plagiotremus* Gill 1865**

*plagio-*, oblique; *trema*, hole, referring to “very wide” gape of *P. spilistius*, with a “lower jaw, which, when closed, shuts obliquely upwards, being capable of retraction even behind the vertical”

Subgenus ***Plagiotremus***

***Plagiotremus celebesensis* (Herre 1936)**

*-ensis*, suffix denoting place: Celebes (now Sulawesi), Indonesia, where type locality (Lembah Strait) is situated

***Plagiotremus iosodon* Smith-Vaniz 1976**

*ios*, arrow; *odon*, tooth, referring to arrowhead-shaped tips on dentary incisors

***Plagiotremus spilistius* Gill 1865**

*spilos*, spot or blemish; *istios*, sail, referring to numerous black spots on dorsal fin

Subgenus ***Musgravius* Whitley 1961**

*-ius*, pertaining to: entomologist and photographer Anthony Musgrave (1895-1959), Australian Museum, Whitley’s “late friend and colleague in museum and field work”

***Plagiotremus laudandus* (Whitley 1961)**

praiseworthy, allusion not explained, perhaps referring to its color in alcohol: anterior half dark brown, posterior half pale yellow

***Plagiotremus phenax* Smith-Vaniz 1976**

imposter, referring to “striking” similarity to *Meiacanthus smithi*

***Plagiotremus townsendi* (Regan 1905)**

in honor of Capt. Frederick William Townsend (d. 1948), Commander, Indian Cable-Ship *Patrick Stewart*, who collected many fishes and molluscs while doing cable work in the Persian Gulf, including type of this blenny

Subgenus ***Runula* Jordan & Bollman 1890**

diminutive of *runa*, dart, i.e., a small dart, presumably referring to slender body and continuous dorsal fin of *P. azaleus*

***Plagiotremus azaleus* (Jordan & Bollman 1890)**

*azaleos*, parched (i.e., lightly roasted), referring to reddish-brown coloration

***Plagiotremus goslinei* (Strasburg 1956)**

in honor of ichthyologist William A. Gosline (1915-2002), University of Hawai’i, who helped collect type and other specimens that Strasburg examined

***Plagiotremus ewaensis* (Brock 1948)**

*-ensis*, suffix denoting place: off Ewa Beach, Oahu Island, Hawai’i, type locality

***Plagiotremus rhinorhynchos* (Bleeker 1852)**

*rhinos*, beak or bill; *rhynchos*, snout, referring to fleshy conical snout of adults

***Plagiotremus tapeinosoma* (Bleeker 1857)**

*tapeinos*, low or humble; *soma*, body, referring to its slender body, slimmer than the related *P. rhinorhynchos*

***Spaniblennius* Bath & Wirtz 1989**

*spanios*, rare or scarce, referring both species being known from a single specimen; *Blennius*, closely related to that genus

***Spaniblennius clandestinus* Bath & Wirtz 1989**

secret or hidden, presumably referring to fact that type specimen, collected ca. 1950, remained unknown in a museum collection until 1987

***Spaniblennius riououensis* (Metzelaar 1919)**

*-ensis*, suffix denoting place: Rio de Oro, Mauritania, type locality

***Xiphasia* Swainson 1839**

etymology not explained, probably derived from *xiphos*, sword, referring to “excessively long and linear” body and lanceolate tail of *X. setifer*

***Xiphasia matsubarai* Okada & Suzuki 1952**

in honor of the authors' friend, ichthyologist Kiyomatsu Matsubara (1907-1968), Kyoto University, expressing their "gratitude to him for his kindness given them in various ways"

***Xiphasia setifer* Swainson 1839**

*seti*, setae (hair-like structures); *fero*, to bear, presumably referring to ventral-fin rays, each consisting of a "single filamentous ray"




Illustration upon which description of *Xiphasia setifer* was based. From: Russell, P. 1803.  
*Descriptions and figures of two hundred fishes: collected at Vizagapatam on the coast of Coromandel.*  
London. v. 1-2: i-vii + 78 pp. + 85 pls., 197 pls.