

# The ETYFish Project

© Christopher Scharpf

COMMENTS: 

v. 14.0 - 1 June 2025

## Order BLENNIIFORMES (part 3 of 3)

### Family CLINIDAE Kelp Blennies

27 genera/subgenera · 93 species

#### ***Blennioclinus* Gill 1860**

*blennio-*, referring to “blenniiform head” of *B. brachycephalus*; *Clinus*, original genus of that species

#### ***Blennioclinus brachycephalus* (Valenciennes 1836)**

*brachys*, short; *cephalus*, head, referring to “brevity” (translation) of its head, described as 5½ times in TL

#### ***Blennioclinus stella* Smith 1946**

a star, allusion not explained nor evident

#### ***Blennophis* Swainson 1839**

*blennius*, blenny, derived from *blennos*, mucus, referring to scaleless body of blenniids; *ophis*, snake, referring to eel-like shape of *B. anguillaris*

#### ***Blennophis anguillaris* (Valenciennes 1836)**

eel-like, referring to its elongate and cylindrical body, which “give it something of the appearance of an eel” (translation)

#### ***Blennophis striatus* (Gilchrist & Thompson 1908)**

furrowed or grooved (i.e., striped), referring to longitudinal bands on body

#### ***Cancelloxus* Smith 1961**

*cancellosus*, mesh-like; *loxus*, slanting, allusion not explained, perhaps referring to 12 light-brown saddles surrounded by white rectangular areas along back of *C. burrelli*, which, when seen from above, may look like meshes

#### ***Cancelloxus burrelli* Smith 1961**

in honor of Cyril J. Burrell, Esq. (no other information available), “who has constantly provided valuable aid in [Smith’s] researches”

#### ***Cancelloxus elongatus* Heemstra & Wright 1986**

referring to its elongate, compressed body

#### ***Cancelloxus longior* Prochazka & Griffiths 1991**

longer, referring to its “extremely elongate” body form

#### ***Cirribarbis* Valenciennes 1836**

*cirrbis*, curl or tendril; *barbis*, barbel, referring to palmate tentacle with 4–12 cirri behind each eye, spatulate tentacle at each forward nostril, and eight barbels on chin

#### ***Cirribarbis capensis* Valenciennes 1836**

*-ensis*, suffix denoting place: Cape of Good Hope, South Africa, type locality

#### ***Climacoporus* Barnard 1935**

*climacis*, ladder; *porus*, pore, referring to lateral line, a “broad, well-marked canal opening by paired pores, the upper and lower pores opposite one another ... and joined by a slight cuticular ridge, thus resembling a ladder”

#### ***Climacoporus navalis* Barnard 1935**

naval (or ships or the navy), presumably referring to how it was collected from the training ship *General Botha* “on entering the naval dry-dock” of Simonstown, False Bay, South Africa

#### ***Clinitrachus* Swainson 1839**

*Clinus*, a clinid blenny that resembles *Trachinus*, genus of weever-fishes (Perciformes: Trachinidae)

#### ***Clinitrachus argentatus* (Risso 1810)**

silvery, referring to silvery blotches on body

#### ***Clinoporus* Barnard 1927**

*Clinus*, closely resembling that genus; *porus*, pore, referring to double line pores on lateral line

#### ***Clinoporus biporosus* (Gilchrist & Thompson 1908)**

*bi-*, two; *porosus*, pored, referring to double line pores on lateral line

***Clinus* Cuvier 1816**

ancient Greek name for blennies, etymology not clear, often said to derive from *clino*, bend, slant or slope, referring to sloping forehead

***Clinus acuminatus* (Bloch & Schneider 1801)**

sharpened or pointed, referring to pointed head formed by wedge-shaped snout

***Clinus arborescens* Gilchrist & Thompson 1908**

*arbor*, tree; *-escens*, becoming, i.e., tree-like, referring to its orbital tentacles, a “rounded tapering stalk with a long fringe, often branched”

***Clinus berrisfordi* Penrith 1967**

in honor of marine biologist C. D. Berrisford, who collected type with Penrith’s husband

***Clinus brevicristatus* Gilchrist & Thompson 1908**

*brevis*, short; *cristatus*, crested, referring to dorsal crest lower than last spine of dorsal fin

***Clinus cottoides* Valenciennes 1836**

*-oides*, having the form of: *Cottus*, genus of sculpins, referring to its short, fat body and large head, giving it “at first glance, some resemblance to the sculpins” (translation)

***Clinus exasperatus* Holleman, von der Heyden & Zsilavec 2012**

exasperate, referring to “numerous, unsuccessful attempts by the second author to obtain additional specimens” (described from only one specimen)

***Clinus helenae* (Smith 1946)**

matronym not identified, perhaps in honor of Smith’s mother-in-law, Helen Evelyn Zondagh (1877-1951)

***Clinus heterodon* Valenciennes 1836**

*heteros*, different; *odon*, teeth, referring to teeth in a single series, except in the middle, where they form a group

***Clinus latipennis* Valenciennes 1836**

*latus*, wide; *pennis*, fin, allusion not explained, perhaps referring to soft portion of dorsal fin more elevated than spinous portion and/or to dorsal fin extending on (i.e., continuous with) caudal

***Clinus marmoratus* Castelnau 1861**

Latin for marbled, referring to one specimen Castelnau examined said to be marbled with irregular bars of green

***Clinus musaicus* Holleman, von der Heyden & Zsilavec 2012**

mosaic, referring to reticulated color pattern, “reminiscent of mosaics”

***Clinus nematopterus* Günther 1861**

*nemato-*, thread; *pterus*, fin, referring to nine anterior dorsal fin spines, “provided with a skinny lobe composed of filaments”

***Clinus ornatus* Gilchrist & Thompson 1908**

decorated, presumably referring to its “usually vivid” color

***Clinus robustus* Gilchrist & Thompson 1908**

stout or strong, allusion not explained, perhaps referring to “erect and strong” anterior spines of dorsal fin

***Clinus rotundifrons* Barnard 1937**

*rotundus*, round; *frons*, forehead, presumably referring to “rather abruptly descending” profile with blunt snout

***Clinus spatulatus* Bennett 1983**

spatulate (having a broad, rounded end), referring to shape of supraorbital tentacle

***Clinus superciliosus* (Linnaeus 1758)**

*super*, over and above; *ciliosus*, haughty or having a raised eyebrow, referring to prominent cirri above eyes, sometimes quite bushy in mature adults

***Clinus taurus* Gilchrist & Thompson 1908**

bull, allusion not explained, probably referring to mature specimens having “rather a fierce aspect,” as suggested by the authors’ proposed vernacular name, Bull Klip

***Clinus venustis* Gilchrist & Thompson 1908**

lovely, pleasing or beautiful, referring to its coloration, “prettily variegated with red, bright-blue, and white and yellow markings on body and vertical fins,” and “bright orange blotches at base of dorsal, or longitudinal irregular brown bands crossed by broad confluent patches of the same shade,” their tints “always very pleasingly arranged”

***Clinus woodi* (Smith 1946)**

patronym not identified but almost certainly in honor of friend Alexander Thomas Wood (1872-1957), Xora Mouth, South Africa (type locality), who provided specimens and owned a cottage that Smith frequently used as a base for fieldwork

**Cologrammus Gill 1893**

*colos*, curtailed; *grammus*, line, referring to “imperfect” lateral line (sloping gently downwards, ceasing under 10th dorsal spine)

**Cologrammus flavescens (Hutton 1872)**

yellowish, referring to pale yellow coloration

**Cristiceps Valenciennes 1836**

*crista*, crest or crown; *ceps*, head, referring to first dorsal fin originating above eye and behind supraorbital tentacles

**Cristiceps argyroleura Kner 1865**

*argyros*, silver; *pleuron*, side, referring to large silver blotches along the sides

**Cristiceps aurantiacus Castelnau 1879**

orange-colored, a fish of a “beautiful orange colour, with the fins of a fine yellow”

**Cristiceps australis Valenciennes 1836**

southern, referring to its distribution off southern Australia

**Ericentrus Gill 1893**

*eri-*, very; *kentron*, thorn or spine, referring to many spines (~40) of dorsal fin

**Ericentrus rubrus (Hutton 1872)**

red, to rose body coloration

**Fucomimus Smith 1946**

*Fucus*, genus of brown algae or seaweed; *mimus*, imitator, described as “abundant in weeds,” presumably referring to its variable cryptic coloring of reddish, green or brown

**Fucomimus mus (Gilchrist & Thompson 1908)**

mouse, allusion not explained, perhaps referring to small size (described as a “little fish” at 41–85 mm in length); the authors’ proposed vernacular name is Mouse Klipfish

**Gibbonsia Cooper 1864**

*-ia*, belonging to: William P. Gibbons (1812–1897), physician, naturalist and founding member of the California Academy of Sciences, whose 1854 descriptions of viviparous fishes (Ovalenteria: Embiotocidae) “have only of late been awarded the credit they deserve”

**Gibbonsia elegans (Cooper 1864)**

elegant, “beautiful little fish” whose “varied and elegant coloration would make them beautiful objects for a marine aquarium”

**Gibbonsia erroli Hubbs 1952**

in honor of Australian-born American movie star Errol Flynn (1909–1959), who sponsored expedition aboard his yacht *Zaca* during which holotype was collected

**Gibbonsia metzi Hubbs 1927**

in honor of “well-known” geneticist Charles W. Metz (1889–1975), University of Pennsylvania, “the first to differentiate clearly between the three forms of the genus”

**Gibbonsia montereyensis Hubbs 1927**

*-ensis*, suffix denoting place: near Monterey, California (USA), type locality

**Heteroclinus Castelnau 1872**

*hetero-*, different; *Clinus*, type genus of family but possibly referring to how this genus differs (shorter, less elongate body) from *Ophidinus*, proposed in same publication

**Heteroclinus adelaidae Castelnau 1872**

of Adelaide, city near type locality, St. Vincent Gulf, South Australia

**Heteroclinus antinectes (Günther 1861)**

*anti-*, opposed; *nectes*, swimmer, allusion not explained, possibly referring to 23 soft rays in anal fin, as opposed to 19–20 of *Clinitrachus argentatus*, its presumed congener at the time

**Heteroclinus argyrosphilos Hoese & Pogonoski 2021**

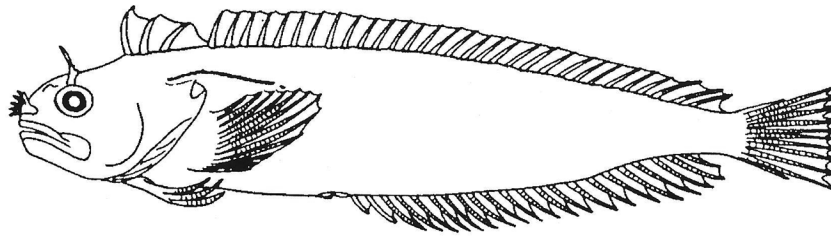
*argyros*, silver; *spilos*, spot, referring to silver spots on belly and lower surface of head and pectoral-fin base

**Heteroclinus colemani Hoese, Hay & DiBattista 2024**

in honor of Neville Coleman, (1938–2012), Australian environmental photographer, explorer and conservationist, who collected material of this species and other clinid species studied

**Heteroclinus eckloniae (McKay 1970)**

etymology not explained, presumably of *Ecklonia*, a genus of kelp (brown algae), referring to type specimen “removed from amongst brown kelp weed torn up by a craypot set in eighteen fathoms”



*Heteroclinus equiradiatus*. From: Milward, N. E. 1960. A new species of weed-fish of the genus *Petraites* from Western Australia. *Western Australian Naturalist* v. 7 (no. 5): 134-135.

***Heteroclinus equiradiatus* (Milward 1960)**

*aequalis*, equal; *radiatus*, rayed, referring to three ventral-fin rays of equal length (unlike Australian congeners)

***Heteroclinus heptaeolus* (Ogilby 1885)**

diminutive of *hepta*, seven, presumably referring to seven black spots on each side along base of dorsal fin

***Heteroclinus johnstoni* (Saville-Kent 1886)**

in honor of statistician and scientist Robert Mackenzie Johnston (1843-1918), “to whom science is so much indebted for the already advanced state of our knowledge concerning the fish fauna” of Tasmania (per Saville-Kent in a more-detailed description that appeared later that year)

***Heteroclinus kuiteri* Hoese & Rennis 2006**

in honor of Australian underwater photographer Rudolf “Rudie” Kuitert (b. 1943), who provided much of the type material and “valuable” material of other Australian clinids

***Heteroclinus longicauda* Hoese, Hay & DiBattista 2024**

*longus*, long; *cauda*, tail, referring to its elongate caudal peduncle

***Heteroclinus macrophthalmus* Hoese 1976**

*macro*-, large; *ophthalmus*, eye, referring to larger eye compared to *H. adelaidae*

***Heteroclinus nasutus* (Günther 1861)**

large-nosed, presumably referring to subconical snout, “somewhat longer than the eye”

***Heteroclinus perspicillatus* (Valenciennes 1836)**

spectacled, referring to eyeglass-like marking on each side of nape above operculum, described as a round and black spot, surrounded by a yellow circle, similar to the marking on the Indian (or Spectacled) Cobra, *Naja naja*

***Heteroclinus puellarum* (Scott 1955)**

genitive plural of *puella*, girl, referring to the three collectors of holotype, all female: Miss B. McCormick, Miss J. Paterson and Miss B. Townsend (no other information available about them)

***Heteroclinus roseus* (Günther 1861)**

rosy, referring to rose-colored crossbars on head, body, and anal and pectoral fins

***Heteroclinus tristis* (Klunzinger 1872)**

sad, mournful, or dark or dull in color or tone, referring to uniform blackish-brown color

***Heteroclinus whiteleggii* (Ogilby 1894)**

in honor of Ogilby’s friend, naturalist Thomas Whitelegge (1850-1927), who collected type under stones between tidemarks on oyster beds of Jarvis Bay, New South Wales, Australia

***Heteroclinus whitleyi* Hoese, Hay & DiBattista 2024**

in honor of British-born Australian ichthyologist and malacologist Gilbert Percy Whitley (1903-1975), former Curator of Fishes at the Australian Museum

***Heteroclinus wilsoni* (Lucas 1891)**

in honor of John Bracebridge Wilson (1828-1895), headmaster and naturalist, who collected type while dredging for shellfish, seaweeds and sponges near Port Phillip Heads, Victoria, Australia

***Heterostichus* Girard 1854**

*hetero*-, different; *stichus*, rank or row, allusion not explained; according to Jordan & Evermann (1898), referring to “differentiation of the anterior dorsal spines,” which constitute an apparently distinct fin

***Heterostichus rostratus* Girard 1854**

beaked, presumably referring to long and low head with produced, very acute snout

***Muraenoclinus* Smith 1946**

*muraena*, Latin for moray eel, but probably used here as term for eels in general, presumably referring to its moray-like shape, but also described by Smith (1950) as “difficult to capture, agile as an eel”; *Clinus*, type genus of family

***Muraenoclinus dorsalis* (Bleeker 1859)**

of the back, described as the only species of *Clinus* (original genus) with a single soft dorsal-fin ray

***Myxodes* Cuvier 1829**

slimy, referring to slimy mucus on skin, to which blennies owe their Greek name of *Blennius*

***Myxodes cristatus* Valenciennes 1836**

crested, referring to three elongate anterior dorsal fin spines, which form a kind of crest on head

***Myxodes ornatus* Stephens & Springer 1974**

decorated, presumably referring to dusky bands on body and dorsal and anal fins, absent on both congeners

***Myxodes viridis* Valenciennes 1836**

green, referring to upper-body color in life (brown in alcohol)

***Ophiclinops* Whitley 1932**

*ops*, appearance, similar to and previously placed in *Ophiclinus*

***Ophiclinops hutchinsi* George & Springer 1980**

in honor of Western Australian Museum (Perth) fish curator J. Barry Hutchins (b. 1946), who collected all the type specimens and allowed George and Springer to describe the species

***Ophiclinops pardalis* (McCulloch & Waite 1918)**

like a leopard, presumably referring to leopard-like spots on body

***Ophiclinops varius* (McCulloch & Waite 1918)**

variable, presumably referring to irregular dark lines and dots on body, which are “variable and may be absent”

***Ophiclinus* Castelnau 1872**

*ophis*, snake, referring to very elongate body of *O. antarcticus*; *Clinus*, type genus of family

***Ophiclinus antarcticus* Castelnau 1872**

southern, referring to distribution off coasts of South and Western Australia

***Ophiclinus brevipinnis* George & Springer 1980**

*brevis*, short; *pinnis*, fin, having the shortest pectoral fin in the genus

***Ophiclinus gabrieli* Waite 1906**

in honor of Charles John Gabriel (1879-1963), Australian pharmacist and conchologist, who collected type while dredging for molluscs

***Ophiclinus gracilis* Waite 1906**

slender, allusion not explained but clearly referring to its elongate body

***Ophiclinus ningulus* George & Springer 1980**

Latin for nobody, referring to “lack of distinctive characters that might otherwise serve as a basis for a scientific name”

***Ophiclinus pectoralis* George & Springer 1980**

of the breast, referring to distinctive coloration of pectoral fins (darkly colored proximal portion sharply demarcated from distal pale portion)

***Pavoclinus* Smith 1946**

*pavo*, presumably named for type species, *P. pavo*; *clinus*, a clinid blenny

Subgenus ***Pavoclinus***

***Pavoclinus caeruleopunctatus* Zsilavec 2001**

*caeruleus*, blue; *punctatus*, spotted, referring to vivid blue in front of and behind eye and usually on flanks of living specimens

***Pavoclinus graminis* (Gilchrist & Thompson 1908)**

grass, allusion not explained, perhaps referring to its occurrence in “weedy rockpools” and/or its green coloration; the authors’ proposed vernacular name is Grass Klipfish

***Pavoclinus laurentii* (Gilchrist & Thompson 1908)**

latinization of Lawrence, in honor of Master Lawrence Robinson, who caught type specimens at Winkle Spruit (now Winklespruit), a seaside resort in South Africa [as used here, “Master” probably refers to a boy under age 12]

***Pavoclinus litorafontis* Penrith 1965**

*litoris*, beach; *fontis*, fountain, Latin transliteration of Strandfontein, South Africa, type locality

***Pavoclinus myae* Christensen 1978**

in honor of Mya van Harten, for “continuous help and support” during the course of Christensen’s studies; she was his fiancée at the time (Mike Christensen, pers. comm.)



***Pavoclinus pavo* (Gilchrist & Thompson 1908)**

peacock, allusion not explained, presumably referring to large nuchal crest on males (like the head ornament of male peacocks) and/or dark ocellated spots at base of dorsal fin

***Pavoclinus profundus* Smith 1961**

deep, presumably referring to capture at 20 fathoms (36.6 m)

***Pavoclinus smalei* Heemstra & Wright 1986**

in honor of friend and colleague Malcolm J. Smale, who assisted in the SCUBA collections of this and several other new species, an “ever cheerful field worker and extremely competent diver-biologist”

Subgenus ***Labroclinus* Smith 1946**

*labrosus*, thick-lipped, presumably referring to prominent skinny flap on lower jaw at symphysis; *clinus*, a clinid blenny

***Pavoclinus mentalis* (Gilchrist & Thompson 1908)**

relating to the chin, referring to prominent skinny flap on lower jaw at symphysis

***Peronedys* Steindachner 1883**

etymology not explained, possibly derived from *perone*, pin or anything pointed for piercing, referring to any or all of the following: elongate body, gradually tapering almost to a point; dorsal fin consisting mostly of spines; pelvic fin, which consists of a single, short ray

***Peronedys anguillaris* Steindachner 1883**

eel-like, referring to long, eel-like body

***Riberoclinus* Pinto 1965**

in honor Pinto's late colleague, ichthyologist Paulo de Miranda Ribeiro (1901-1965), National Museum of Brazil; *Clinus*, type genus of family

***Riberoclinus eigenmanni* (Jordan 1888)**

in honor of ichthyologist Carl H. Eigenmann (1863-1927), Jordan's former assistant, “who has contributed a good deal to our knowledge of the fishes of tropical America”

***Smithichthys* Hubbs 1952**

in honor of ichthyologist J.L.B. Smith (1897-1968), for his “fine work” on South African clinids; *ichthys*, fish [author is Clark Hubbs, son of Carl]

***Smithichthys fucorum* (Gilchrist & Thompson 1908)**

*-orum*, belonging to: *Fucus*, genus of brown algae or seaweed, referring to how it “appears to frequent the vicinity of seaweed, and its colouring and general appearance render it almost indistinguishable from the fronds of weed among which it lives”

***Springeratus* Shen 1971**

*-atus*, having the nature of: Shen's “ichthyological colleague” (and blenny taxonomist) Victor G. Springer (b. 1928), U.S. National Museum

***Springeratus halei* (Day 1888)**

in honor of Amyrald Haly (1845–1921), Ceylonese (Sri Lankan) herpetologist and museum director who provided holotype

***Springeratus polyporatus* Fraser 1972**

*poly*, many; *poratus*, pored, referring to numerous cephalic head pores

***Springeratus xanthosoma* (Bleeker 1857)**

*xanthos*, yellow; *soma*, body, referring to yellow coloration in alcohol (reddish-brown in life)

***Sticharium* Günther 1867**

etymology not explained, presumably *-ium*, adjectival suffix; *stichus*, line, rank or row, allusion not evident, perhaps referring to long line of dorsal-fin spines (also, a *sticharium* is a vestment or tunic, but that interpretation does not seem to apply)

***Sticharium clarkae* George & Springer 1980**

in honor of ichthyologist Eugenie Clark (1922-2015), University of Maryland, for her “continued guidance and encouragement” of the senior author

***Sticharium dorsale* Günther 1867**

of the back, presumably referring to long dorsal fin, “formed by pungent spines only”

***Xenopoclinus* Smith 1948**

*xenos*, strange and *pous*, foot, referring to pelvic fins “resembling a webbed foot”; *clinus*, a clinid goby

***Xenopoclinus kochi* Smith 1948**

in honor of malacologist H. J. Koch (Somerset West, South Africa), who collected type with his wife Anne during field work in conchology

***Xenopoclinus leprosus* Smith 1961**

scabby, presumably referring to body, including belly, “sparsely covered with minute thin cycloid scales, nowhere imbricate or regular”

**Family LABRISOMIDAE**

18 genera/subgenera · 130 species

***Alloclinus* Hubbs 1927**

*allo-*, another; *Clinus*, type genus of Clinidae, i.e., a new genus of Clinidae (family at time of description)

***Alloclinus holderi* (Lauderbach 1907)**

in honor of American naturalist, conservationist and writer Charles Frederick Holder (1851-1915), Pasadena, California (USA), who helped acquire fishes at Santa Catalina Island (California), presumably including type of this one

***Auchenionchus* Gill 1860**

*auchen*, neck or nape; *onchos*, protuberance or tubercle, presumably referring to small nuchal tentacle of *A. variolosus* [originally spelled *Anchenionchus*, believed to be a misprint since at least 1898; corrected spelling is now in prevailing usage]

***Auchenionchus crinitus* (Jenyns 1841)**

hairy, referring to tentacles on nape and nostril, each consisting of eight short bristles, “all separate to the root”

***Auchenionchus microcirrhhis* (Valenciennes 1836)**

*micro-*, small; *cirrhhis*, curl or tendril, referring to small tentacles (whisker-like structures) on nostril and nape

***Auchenionchus variolosus* (Valenciennes 1836)**

variegated, referring to coloration in life, with numerous black spots on a yellow body (and on tongue and inside of cheeks)

***Brockius* Hubbs 1953**

*-ius*, belonging to: Vernon E. Brock (1912-1971), ichthyologist-herpetologist, who collected type of *B. striatus* and “developed a collecting technique satisfactory to sample its habitat” (rocky bottom slightly below low-tide line)

***Brockius albigenys* (Beebe & Tee-Van 1928)**

*albus*, white; *genys*, cheek, referring to large white, black-bordered spot on cheek

***Brockius nigricinctus* (Howell Rivero 1936)**

*nigri-*, black; *cinctus*, girdle or belt, referring to “ribbonlike bands” that mark its body

***Brockius striatus* (Hubbs 1953)**

striped, referring to striped color phase (life coloration is variable based on habitat)

***Calliclinus* Gill 1860**

*calli-*, beautiful, allusion not explained, perhaps referring to colors and/or color pattern of *C. geniguttatus*; *Clinus* (Clinidae), original genus of that species

***Calliclinus geniguttatus* (Valenciennes 1836)**

*genys*, cheek; *guttatus*, spotted, referring to speckling of many small black dots on cheeks

***Calliclinus nudiventris* Cervigón & Pequeño 1979**

*nudus*, bare or naked; *ventris*, belly, referring to scaleless, elongated triangular area on belly, directly behind ventral fins

***Cottoclinus* McCosker, Stephens & Rosenblatt 2003**

*Cottus*, genus of sculpins, referring to its sculpin-like appearance; *Clinus*, ancient Greek name for blennies

***Cottoclinus canops* McCosker, Stephens & Rosenblatt 2003**

*kanon*, rule or standard; *ops*, eye, referring to “normal structure” of cornea, i.e., lacking fleshy pigmented vertical bar across eye separating two flat windows as in the related *Dialommus*

***Cryptotrema* Gilbert 1890**

*kryptos*, secret or hidden; *trema*, hole, referring to anterior portion of lateral line of *C. corallinum*, “which runs on a series of enlarged scales having no externally visible pores”

***Cryptotrema corallinum* Gilbert 1890**

coralline, referring to irregular narrow longitudinal streaks of “bright coral red” on body

***Cryptotrema seftoni* Hubbs 1954**

in honor of banker Joseph W. Sefton, Jr. (1882-1966), San Diego, California, USA, “who has done much to promote the investigation of the marine fauna and flora of the coasts of California and Baja California” (type was dredged from aboard Sefton’s yacht *Orca*)

**Dialommus Gilbert 1891**

*dia-*, divided; *l*, presumably added for euphony; *omma*, eye, referring to cornea of *D. fuscus* “divided by an oblique pigmented band into an anterior lower and posterior upper half”

**Dialommus fuscus Gilbert 1891**

dark or dusky, referring to brownish color above and on sides, becoming blackish on head and/or dusky fins

**Dialommus macrocephalus (Günther 1861)**

*macro-*, large or long; *cephalus*, head, presumably referring to width of head, described as “nearly as broad as long,” its crown “broad and flat”

**Gobioclinus Gill 1860**

*gobio*, referring to gudgeon-like appearance of *G. gobio*; *Clinus* (Clinidae), original genus of that species

**Gobioclinus bucciferus (Poey 1868)**

*bucca*, cheek; *féro*, to bear, presumably referring to large mouth, reaching beyond middle of eye

**Gobioclinus dendriticus (Reid 1935)**

dendritic, referring to its orbital appendage, a broad, leaf-like pad with 5-9 filaments superiorly

**Gobioclinus filamentosus (Springer 1960)**

referring to long, filamentous first three spines of dorsal fin

**Gobioclinus gobio (Valenciennes 1836)**

gudgeon, referring to its gudgeon-like appearance

**Gobioclinus guppyi (Norman 1922)**

in honor of naturalist Plantagenet Lechmere Guppy (1871-1934, son of the civil engineer who discovered the Guppy, *Poecilia reticulata*), who collected type and sent it to the British Museum

**Gobioclinus haitiensis (Beebe & Tee-Van 1928)**

*-ensis*, suffix denoting place: Port-au-Prince Bay, Haiti, type locality

**Gobioclinus kalisherae (Jordan 1904)**

in honor of Emilia Kalisher (1868-1959), painter, San Francisco, California (USA), named at the request of her future husband, Joseph Cheesman Thompson (1874-1943), U.S. Navy medical officer (neurosurgeon), amateur zoologist-archaeologist, co-founder of the Zoological Society of San Diego, psychoanalyst, and Burmese cat breeder

**Haptoclinus Böhlke & Robins 1974**

*hapto*, join or fasten to, referring to how *H. apectolophus* caused the authors to “unite family units” since it presents characters common to three blenny families (Clinidae, Tripterygiidae and Chaenopsidae); *Clinus*, ancient Greek name for blennies, used as a “combining form in coining many generic names for blennioid fishes”

**Haptoclinus apectolophus Böhlke & Robins 1974**

*apektos*, unkempt or uncombed; *lophos*, mane or crest, referring to uneven distribution of anterior dorsal-fin spines, consisting of four parts

**Haptoclinus dropi Baldwin & Robertson 2013**

of DROP, acronym for the Smithsonian Institution’s Deep Reef Observation Project; this blenny is said to the first of numerous new species that will be described from DROP submersible research in the southern Caribbean

**Labrisomus Swainson 1839**

etymology not explained, perhaps *labri-*, *Labrus* (wrasse) and *soma*, body, referring to superficial resemblance with wrasses in general or *Labrus* in particular

**Labrisomus conditus Sazima, Carvalho-Filho, Gasparini & Sazima 2009**

hidden, referring to its previous misidentification as *L. nuchipinnis* by most authors who dealt with specimens from Fernando de Noronha Archipelago

**Labrisomus cricota Sazima, Gasparini & Moura 2002**

Cricota, childhood nickname of fish ecologist Cristina Sazima, University of Campinas (Campinas, Brazil), diver companion who collected the first specimen shown to be distinct from the more widespread *L. nuchipinnis* [presumably a noun in apposition, without the genitive “ae”]

**Labrisomus fernandezianus (Guichenot 1848)**

*-ianus*, belonging to: Juan Fernández Islands, southeastern Pacific, only known area of occurrence

**Labrisomus jenkinsi (Heller & Snodgrass 1903)**

in honor of Oliver Peebles Jenkins (1850-1935), physiology professor at Stanford University

**Labrisomus multiporosus Hubbs 1953**

*multi-*, many; *porosus*, pored, referring to many lateral-line pores on head



**Labrisomus nuchipinnis (Quoy & Gaimard 1824)**

*nuchi-*, nuchal; *pinnis*, fin, presumably referring to dorsal fin commencing near the nape

**Labrisomus philippii (Steindachner 1866)**

patronym not identified, possibly in honor of Rodolpho (or Rudolph) A. Philippi (1808-1904), German-Chilean paleontologist and zoologist (type locality is off the coast of Chile), or his brother Bernhard Eunom Philippi (1811-1852), naturalist, explorer and colonization agent for Chile, or his son Federico Philippi (1838-1910), also a biologist in Chile

**Labrisomus pomaspilus Springer & Rosenblatt 1965**

*poma*, operculum; *spilos*, spot, referring to its opercular ocellus

**Labrisomus socorroensis Hubbs 1953**

*-ensis*, suffix denoting place: Socorro Island, eastern Pacific, type locality [originally misspelled *socorroensis* with a extra “c”; corrected spelling is in prevailing usage]

**Labrisomus wigginsi Hubbs 1953**

in honor of botanist Ira L. Wiggins (1899-1987), Stanford University, who collected type

**Labrisomus xanti Gill 1860**

in honor of John Xantus de Vesey (1825-1894), Hungarian exile and zoologist, who collected type; Gill praised his “worth and abilities,” obtaining a collection of terrestrial and marine animals from México, including many new species, all in the “highest state of preservation,” despite many obstacles and the “present condition of affairs” in México

**Malacoctenus Gill 1860**

*malacos*, soft; *cteno*, comb, referring to pectiniform row of filaments at nape of *M. delalandii*

**Malacoctenus africanus Cadenat 1951**

African, first collected (no types known) off Africa’s west coast (Senegal)

**Malacoctenus aurolineatus Smith 1957**

*auro-*, gold; *lineatus*, lined, referring to reddish-gold lines on lower sides of body

**Malacoctenus boehlkei Springer 1959**

in honor of James E. Böhlke (1930-1982), Academy of Natural Sciences of Philadelphia, who brought a specimen of this species to Springer’s attention and gave “considerable assistance in curatorial matters”

**Malacoctenus brunoí Guimarães, Nunan & Gasparini 2010**

in honor of Bruno Álvares da Silva Lobo (1884-1945), director of Museu Nacional, Rio de Janeiro, Brazil, who organized and participated in the “pioneering” Barroso Expedition (1918) to Trindade Island (where this blenny is endemic)

**Malacoctenus carrowi Wirtz 2014**

in honor of Frank Carrow, “whose interest in marine conservation led to his creation and funding of the Carrow Foundation, a charitable organization that supports a broad range of marine conservation activities” (Wirtz auctioned off the right to name this blenny)

**Malacoctenus costaricanus Springer 1959**

*-anus*, belonging to: Costa Rica, only known area of occurrence

**Malacoctenus delalandii (Valenciennes 1836)**

in honor of the late Pierre Antoine Delalande (1787-1823), French naturalist and explorer, who collected type off the coast of Brazil

**Malacoctenus ebisui Springer 1959**

named for Ebisu, patron god of Japanese fishermen (although this species occurs in the eastern Pacific of Central America)

**Malacoctenus erdmani Smith 1957**

in honor of fishery biologist Donald S. Erdman, “who in recent years has added much to our knowledge of the fishes of Puerto Rico” (type locality); he also contributed advice and encouragement throughout the course of Smith’s study and provided Puerto Rican blennies for study

**Malacoctenus gigas Springer 1959**

large, at 78 mm SL, the largest species in the genus

**Malacoctenus gilli (Steindachner 1867)**

patronym not identified but almost certainly in honor of Smithsonian zoologist Theodore Gill (1837-1914), who proposed the genus *Malacoctenus* in 1860

**Malacoctenus hubbsi Springer 1959**

in honor of ichthyologist Clark L. Hubbs (1912-2008), University of Texas at Austin, for his contributions to the study of clinid systematics

***Malacoctenus lianae* Carvalho-Filho, Almeida, Britto, Dias & Lima 2020**

in honor of “ichthyologist friend” Liana Mendes, Universidade Federal do Rio Grande do Norte (Natal, Brazil), who studied the natural history of blennioid fishes at Fernando de Noronha Archipelago

***Malacoctenus macropus* (Poey 1868)**

*macro-*, long; *pous*, foot, referring to ventral fins as long as the depth of the trunk

***Malacoctenus margaritae* (Fowler 1944)**

of *margarita* (pearl), referring to Perlas Islands, Panama, type locality

***Malacoctenus mexicanus* Springer 1959**

Mexican, known only from the eastern Pacific coast of México

***Malacoctenus polyporosus* Springer 1959**

*poly*, many; *porosus*, pored, proposed as a subspecies of *M. hubbsi* with a higher average number of symphysial pores

***Malacoctenus sudensis* Springer 1959**

*-ensis*, suffix denoting place: *sud*, south, proposed as a southern subspecies of *M. zonifer*

***Malacoctenus tetranemus* (Cope 1877)**

*tetra*, four; *nema*, thread, referring to long tentacle above posterior orbit “deeply split into four subequal portions”

***Malacoctenus triangulatus* Springer 1959**

triangular, named for triangle-like saddles on body

***Malacoctenus versicolor* (Poey 1876)**

variegated, referring to head, sides and fins varied with vertical brown bands and large brown spots

***Malacoctenus zaca* Springer 1959**

named for the 1946 Zaca Expedition, named for *Zaca*, a schooner-rigged yacht then owned by swashbuckling movie star Errol Flynn (whose father was a marine biologist), during which type was collected

***Malacoctenus zaluari* Carvalho-Filho, Gasparini & Sazima 2020**

in honor of “ichthyologist friend” Ricardo Zaluar Passos Guimarães, Universidade Federal do Rio de Janeiro, who “decisively” contributed to studies and descriptions of several reef fishes from the Brazilian coast

***Malacoctenus zonifer* (Jordan & Gilbert 1882)**

*zonus*, band; *fero*, to bear, referring to five distinct irregular dark-brown bars on sides, extending from base of dorsal fin to level of lower margin of pectoral fin, their lower edges connected by a vague undulating longitudinal band

***Malacoctenus zonogaster* Heller & Snodgrass 1903**

*zonus*, band; *gaster*, belly, referring to “barred and spotted” ventral region, “the bars about as wide as the interspaces”

***Nemaclinus Böhlke & Springer 1975***

*nema*, thread, referring to elongated individual rays in the paired fins; *Clinus*, ancient Greek name for blennies, used as a “combining form in coining many generic names for blennioid fishes”

***Nemaclinus atelestos* Böhlke & Springer 1975**

unfinished or imperfect, referring to incomplete state of lateral line (well developed anteriorly only)

***Paraclinus Mocquard 1888***

*para-*, near, presumed to be closely related to *Clinus* (Clinidae) but differentiated by long dorsal fin composed entirely of spines and incomplete lateral line

***Paraclinus altivelis* (Lockington 1881)**

*altus*, high; *velum*, sail, referring to elevated first two rays of dorsal fin, the first nearly equal in height to the distance of its base from tip of upper jaw

***Paraclinus arcanus* Guimarães & Bacellar 2002**

secretive, referring to its habit of hiding underneath rocks

***Paraclinus asper* (Jenkins & Evermann 1889)**

rough, allusion not explained nor evident, perhaps referring to 25 “rather stout, sharp spines” of second dorsal fin

***Paraclinus barbatus* Springer 1955**

bearded, referring to lips of lower jaw produced anteroventrally into a fleshy barbel

***Paraclinus beebei* Hubbs 1952**

in honor of naturalist and explorer William Beebe (1877-1962), New York Zoological Society, who collected type [author is Clark Hubbs, son of Carl]

***Paraclinus cingulatus* (Evermann & Marsh 1899)**

banded, referring to “conspicuous” and “heavy” dark-brown vertical bars on body, each about four rows of scales

wide, extending to vertical fins

***Paraclinus ditrichus* Rosenblatt & Parr 1969**

*di-*, two; *trichos*, hair, referring to two soft rays of pelvic fin

***Paraclinus fasciatus* (Steindachner 1876)**

banded, referring to 7-8 “rather sharply demarcated crooked transverse bands” (translation) on sides

***Paraclinus fehlmanni* Springer & Trist 1969**

in honor of ichthyologist-herpetologist Herman Adair Fehlmann (1917-2005), Smithsonian Oceanographic Sorting Center, for “outstanding contributions to ichthyology as evidenced by a long and productive history of ichthyological collecting,” including type of this blenny

***Paraclinus grandicomis* (Rosén 1911)**

museum name coined by Lütken, etymology not explained; probably *grandis*, large and *cornis* (misspelled *comis*), horn, referring to its “extremely large ocular tentacle”

***Paraclinus infrons* Böhlke 1960**

*in-*, without; *frons*, forehead, allusion not explained, presumably referring to its lack of nuchal cirri

***Paraclinus integripinnis* (Smith 1880)**

*integer*, entire; *pinnis*, fin, referring to its continuous dorsal fin, compared to divided dorsal fin of *P. monophthalmus* [author is Rosa Smith Eigenmann]

***Paraclinus magdalenae* Rosenblatt & Parr 1969**

of Bahía Magdalena, Baja California México, prominent geographic feature near type locality

***Paraclinus marmoratus* (Steindachner 1876)**

marbled, referring to gray and brown mottling on head and body

***Paraclinus mexicanus* (Gilbert 1904)**

Mexican, referring to type locality, La Paz, México, Baja California, Gulf of California (occurs in eastern Pacific from México to Ecuador)

***Paraclinus monophthalmus* (Günther 1861)**

*mono-*, one; *ophthalmus*, eye, referring to black eyespot, edged with white, on 19th and 20th spines of posterior dorsal fin

***Paraclinus naeorhegmis* Böhlke 1960**

*naetes*, an inhabitant; *rhegma*, break or fracture, allusion not explained, presumably referring to its occurrence at well-washed, eroded limestone localities (some specimens were taken at bottom of large hole)

***Paraclinus nigripinnis* (Steindachner 1867)**

*nigri-*, black; *pinnis*, fin, referring to “watery black” (translation) dorsal and anal fins (i.e., color of a drop of black ink dropped in clear water) and/or deep-black ocellus between 22nd and 24th dorsal-fin spines

***Paraclinus rubicundus* (Starks 1913)**

reddish, referring to uniformly bright-red color of head and body, growing only very slightly below (dorsal fin is alternately red and colorless)

***Paraclinus sini* Hubbs 1952**

*sinus*, bay or gulf, referring to large bays, its typical habitat [author is Clark Hubbs, son of Carl]

***Paraclinus spectator* Guimarães & Bacellar 2002**

observer, referring to how this blenny, when closely approached underwater, usually relies on its camouflaged coloration and observes the diver and its surroundings

***Paraclinus stephensi* Rosenblatt & Parr 1969**

in honor of environmental biologist John S. Stephens, Jr. (b. 1932), for his contributions to the study of blennioid fishes

***Paraclinus tanygnathus* Rosenblatt & Parr 1969**

*tanyo-*, to stretch out; *gnathus*, jaw, referring to upper jaw in adult males extending to behind vertical from rear margin of orbit

***Paraclinus walkeri* Hubbs 1952**

in honor of fisheries biologist Boyd W. Walker (1917-2001), University of California, Los Angeles, who helped collect specimens and placed them at Hubbs’ disposal [author is Clark Hubbs, son of Carl]

***Starksia* Jordan & Evermann 1896**

*-ia*, belonging to: ichthyologist Edwin Chapin Starks (1867-1932), Stanford University, in recognition of his work on the fishes of the Pacific Coast of North America

***Starksia atlantica* Longley 1934**

*-ica*, belonging to: the “first known species of its genus from the Atlantic,” Longley said (other earlier-described

congeners, e.g., *S. brasiliensis*, occur in the Atlantic but were placed in different genera at the time)

***Starksia brasiliensis* (Gilbert 1900)**

-ensis, suffix denoting place: reef near Maceio, Brazil, type locality

***Starksia cremnobates* (Gilbert 1890)**

*kremnos*, cliff; *bates*, a frequenter, allusion not explained, perhaps referring to its occurrence in deeper waters of the Gulf of California (collected at 60 m, not 130 m as reported)

***Starksia culebrae* (Evermann & Marsh 1899)**

of Culebra (reefs outside harbor), Puerto Rico, type locality

***Starksia elongata* Gilbert 1971**

referring to its “unusually slender and elongate body” compared to congeners known at the time

***Starksia fasciata* (Longley 1934)**

banded, referring to seven brown bars on body

***Starksia fulva* Rosenblatt & Taylor 1971**

tawny, referring to “distinctive background color of the holotype”

***Starksia galapagensis* Rosenblatt & Taylor 1971**

-ensis, suffix denoting place: Galápagos Islands, where it is endemic

***Starksia grammilaga* Rosenblatt & Taylor 1971**

*gramme*, line; *lagon*, flank, referring to distinctive horizontal lines on posterior half of body

***Starksia greenfieldi* Baldwin & Castillo 2011**

in honor of ichthyologist David W. Greenfield (b. 1940), for his work on blennioid fishes, particularly the *Starksia ocellata* complex

***Starksia guadalupae* Rosenblatt & Taylor 1971**

of Isla Guadalupe, Baja California, México, type locality

***Starksia guttata* (Fowler 1931)**

spotted, referring to “small, black, strongly contrasted, irregularly scattered rather large black spots” on posterior trunk and entire tail

***Starksia hassi* Klausewitz 1958**

in honor of biologist, underwater cinematographer, and scuba-diving pioneer Hans Hass (1919-2013), leader of expedition during which type was collected

***Starksia hoesei* Rosenblatt & Taylor 1971**

in honor of friend and ichthyologist Douglass F. Hoese (b. 1942), Australian Museum (Sydney)

***Starksia langi* Baldwin & Castillo 2011**

in honor of Michael A. Lang, Director of the Smithsonian Marine Science Network (MSN) and Smithsonian Science Diving Program, for the support MSN has provided for the authors’ Caribbean fish diversity studies and for his contributions to “science diving”

***Starksia lepicoelia* Böhlke & Springer 1961**

*lepis*, scale; *coelio-*, belly, referring to its “fully and densely scaled” belly

***Starksia lepidogaster* Rosenblatt & Taylor 1971**

*lepidos*, scale; *gaster*, belly, referring to entirely scaled belly, with 10-14 rows between pelvic-fin base and vent

***Starksia leucovitta* Williams & Mounts 2003**

*leucos*, white; *vitta*, ribbon, referring to ribbon-like white bars along dorsum

***Starksia melasma* Williams & Mounts 2003**

Greek for black spot, referring to black spot in dorsal fin of males

***Starksia multilepis* Williams & Mounts 2003**

*multi-*, many; *lepis*, scale, referring to high number (17) of arched lateral-line scales

***Starksia nanodes* Böhlke & Springer 1961**

Greek for dwarfish, up to 17.0 mm SL

***Starksia occidentalis* Greenfield 1979**

western, having the westernmost distribution of any species in the *S. ocellata* complex

***Starksia ocellata* (Steindachner 1876)**

having little eyes, referring to several blue-sky spots (orange in the photos we have seen) with dark borders on cheek and opercle

***Starksia posthon* Rosenblatt & Taylor 1971**

Greek for “one with a large phallus,” referring to long intromittent organ of males

***Starksia rava* Williams & Mounts 2003**

tawny or grayish yellow, referring to tawny yellow color of body in preservative

***Starksia robertsoni* Baldwin, Victor & Castillo 2011**

in honor of D. Ross Robertson (b. 1946), Smithsonian Tropical Research Institute, for contributions to understanding of diversity of shorefishes of the New World and his “generous” facilitation of collecting in Panama (type locality)

***Starksia sangreyae* Castillo & Baldwin 2011**

in honor of Mary Sangrey for her many years of work coordinating the intern program at the Smithsonian’s National Museum of Natural History; she brought Castillo’s intern application to Baldwin’s attention and took the first steps toward procuring funding for Castillo’s internship

***Starksia sella* Williams & Mounts 2003**

saddle, referring to dark bars saddling its dorsal profile

***Starksia sluiteri* (Metzelaar 1919)**

in honor of tunicate specialist Carel Philip Sluiter (1854–1933)

***Starksia smithvanizi* Williams & Mounts 2003**

in honor of ichthyologist William F. Smith-Vaniz (b. 1941), for many contributions to our knowledge of the taxonomy of marine shorefishes and for collecting and photographing representatives of this species at St. Croix (U.S. Virgin Islands)

***Starksia spinipenis* (Al-Uthman 1960)**

*spinis*, spine; *penis*, copulatory organ, referring to first anal-fin spine of males, long and free from rest of fin, modified as a sexual organ (a characteristic of the genus)

***Starksia splendens* Victor 2018**

shining, brilliant, or splendid, referring to “impressive appearance” of mature males

***Starksia springeri* Castillo & Baldwin 2011**

in honor of Victor G. Springer (b. 1928), Senior Scientist Emeritus, Smithsonian National Museum of Natural History, for his contributions to the systematics of blennioid fishes, including *Starksia*, and for advice and friendship bestowed upon the second author

***Starksia starcki* Gilbert 1971**

in honor of Walter A. Starck II (b. 1939), for his many contributions to marine biology, especially ichthyology

***Starksia variabilis* Greenfield 1979**

variable, referring to “unusual” variation of coloration on side of head when compared to other members of the *S. ocellata* complex

***Starksia weigti* Baldwin & Castillo 2011**

in honor of Lee A. Weigt (b. 1960), Head of the Smithsonian’s Laboratories of Analytical Biology, for his contributions to the DNA barcoding of fishes and his contributions to fish-collecting efforts in Belize (type locality), Curaçao, Florida, Tobago, and Turks & Caicos Islands

***Starksia williamsi* Baldwin & Castillo 2011**

in honor of Jeffrey T. Williams, Smithsonian’s National Museum of Natural History, for his work on blennioid fishes, including *Starksia*; his field-collecting efforts at Saba Bank, Tobago, and Turks and Caicos, resulted in numerous specimens utilized in the authors’ study


***Starksia y-lineata* Gilbert 1965**

*lineata*, lined, referring to y-shaped markings on sides

***Stathmonotus* Bean 1885**

*stathme*, a carpenter’s rule; *notus*, back, presumably referring to long, low dorsal fin of *S. hemphillii*, consisting entirely of stiff, sharp spines





*Stathmonotus lugubris*. From: Böhlke, J. E. 1953. A new stathmonotid blenny from the Pacific coast of Mexico. *Zoologica, Scientific Contributions of the New York Zoological Society* v. 38 (pt 3, no. 11): 145-149.

#### Subgenus ***Stathmonotus***

##### ***Stathmonotus hemphillii* Bean 1885**

in honor of malacologist Henry Hemphill (1830-1914), Key West, Florida (USA), who collected type

#### Subgenus ***Auchenistius* Evermann & Marsh 1899**

*auchen*, nape; *istios*, sail, presumably referring to tall cirri on nape of *S. stabli*

##### ***Stathmonotus gymnodermis* Springer 1955**

*gymnos*, bare or naked; *dermis*, skin, referring to its lack of scales

##### ***Stathmonotus stabli* (Evermann & Marsh 1899)**

in honor of Agustín Stahl (1842-1917), physician-biologist in Bayamon, Puerto Rico, who, “under many difficulties put in his way by Spanish authorities, made considerable collections of natural-history objects of Puerto Rico”

##### ***Stathmonotus tekla* Nichols 1910**

named for the yacht *Tekla*, from which type was collected; its owner, Allesandro Fabbri, conducted “extensive” fish collecting efforts in Florida on behalf of the American Museum of Natural History, where Nichols worked

#### Subgenus ***Parastathmonotus* Chabanaud 1942**

*para-*, near, proposed as a new genus similar to *Stathmonotus* but distinguished by lack of vomerine teeth

##### ***Stathmonotus culebrai* Seale 1940**

of Culebra, Costa Rica, type locality

##### ***Stathmonotus lugubris* Böhlke 1953**

doleful or mournful, allusion not explained nor evident, but here’s a guess: referring to sad countenance of short, bluntly pointed head with large, oblique mouth

##### ***Stathmonotus sinuscalifornici* (Chabanaud 1942)**

of the Gulf of California, where type locality (San Gabriel Bay, Espiritu Santo Island) is situated

#### ***Xenomedeia* Rosenblatt & Taylor 1971**

*xenos*, strange; *medos*, genital, referring to adult (35 mm) males with complex fleshy folds around genital papilla (and along anterior part of anal-fin base)

##### ***Xenomedeia rhodopyga* Rosenblatt & Taylor 1971**

*rhodo-*, rosy; *pygus*, rump, referring to red area near anus (pale in preservative)

### Family **CHAENOPSIDAE** Pikeblennies or Tubeblennies

13 genera · 94 species/subspecies

#### ***Acanthemblemaria* Metzelaar 1919**

*acanthus*, spine, referring to short, strong spines surrounding eye of *A. spinosa*; *Emblemaria*, related and/or similar to that genus

##### ***Acanthemblemaria aceroi* Hastings, Eytan & Summers 2020**

in honor of Arturo Acero Pizarro (b. 1954), Universidad Nacional de Colombia, who first documented meristic differences between populations of “*A. rivasi*” from Central and South America, for his contributions to ichthyology, including the systematics of chaenopsid blennies

##### ***Acanthemblemaria aspera* (Longley 1927)**

*aspera*, rough, presumably referring to “strongly serrate” orbital ridge with a pair of “strong sharp” post-ocular spines

##### ***Acanthemblemaria atrata* Hastings & Robertson 1999**

dressed in black, referring to unique dark color morph

##### ***Acanthemblemaria balanorum* Brock 1940**

*-orum*, belonging to: *Balanus*, acorn barnacle, referring to this blenny’s occurrence inside empty barnacle shells

***Acanthemblemaria betinensis* Smith-Vaniz & Palacio 1974**

-*ensis*, suffix denoting place: Punta Betín, Colombia, in honor of Instituto Colombo-Aleman de Investigaciones “Punta de Betín” at Santa Maria, for its contributions to marine research in Colombia

***Acanthemblemaria castroi* Stephens & Hobson 1966**

in honor of Miguel Castro, naturalist at the Charles Darwin Laboratory, Academy Bay, Santa Cruz Island, Galapagos Archipelago (where this blenny is endemic)

***Acanthemblemaria chaplini* Böhlke 1957**

in honor of ichthyologist Charles C. G. Chaplin (1906–1991), whose support made possible the Academy of Natural Sciences of Philadelphia’s shorefish program in the Bahamas, during which type was collected

***Acanthemblemaria crockeri* Beebe & Tee-Van 1938**

patronym not identified but probably in honor of San Francisco philanthropist and self-proclaimed explorer Charles Templeton Crocker (1884–1948), who used his yacht *Zaca* as a research vessel

***Acanthemblemaria exilispinus* Stephens 1963**

*exilis*, meager or poor; *spinus*, spine, referring to its weakly developed cranial spines, compared to highly developed spines in *A. crockeri*

***Acanthemblemaria greenfieldi* Smith-Vaniz & Palacio 1974**

in honor of ichthyologist David W. Greenfield (b. 1940), then of Northern Illinois University, who independently recognized the undescribed status of this blenny and “generously” made his material available to the authors

***Acanthemblemaria hancocki* Myers & Reid 1936**

in honor of Capt. George Allan Hancock (1875–1965), oil magnate and philanthropist, who led expedition that collected type

***Acanthemblemaria harpeza* Williams 2002**

Greek for thorn-hedge, referring to heavily branched nasal and orbital cirri that resemble bushes amidst thorn-like spines on head

***Acanthemblemaria hastingsi* Lin & Galland 2010**

in honor of marine biologist Philip A. Hastings (b. 1951), Scripps Institution of Oceanography, who has contributed to our knowledge of chaenopsid blennies for more than 25 years

***Acanthemblemaria johnsoni* Almany & Baldwin 1996**

in honor of G. David Johnson (1945–2024), Curator, Division of Fishes, Smithsonian Institution, who helped collect holotype, for his contributions to the systematics of a broad array of teleostean taxa (including *Acanthemblemaria*), and his “inspirational” knowledge of teleostean anatomy and phylogeny

***Acanthemblemaria macrospilus* Brock 1940**

*macro-*, large; *spilos*, spot, proposed as a subspecies of *A. hancocki* with fewer but larger spots on sides

***Acanthemblemaria mangognatha* Hastings & Robertson 1999**

*mango*, a tropical fruit with rich orange flesh; *ganthos*, jaw, referring to unique coloration of lower jaw

***Acanthemblemaria maria* Böhlke 1961**

latinization of Mary, in honor of Mary George, Böhlke’s secretary at the Academy of Natural Sciences of Philadelphia for the past five years and “now parent and housewife, in appreciation of her assistance in all the activities of the department [of ichthyology] during that period” (presumably a noun in apposition, without the genitive “*ae*”; vernacular name is Secretary Blenny)

***Acanthemblemaria medusa* Smith-Vaniz & Palacio 1974**

*Medusa*, in Greek mythology a winged human female with living venomous snakes in place of hair, referring to extreme development of fleshy papillae

***Acanthemblemaria paula* Johnson & Brothers 1989**

little, referring to its diminutive size, the smallest member of the family, up to 18.4 mm SL; name also honor Paula Keener, South Carolina Wildlife and Marine Resources Department, who helped collect paratypes

***Acanthemblemaria rivasi* Stephens 1970**

patronym not identified, probably in honor of Luis René Rivas y Díaz (1916–1986), Curator of Fishes, University of Miami, whom Stephens thanked for the loan of specimens

***Acanthemblemaria spinosa* Metzelaar 1919**

spiny, referring to short, strong spines surrounding eye

***Acanthemblemaria stephensi* Rosenblatt & McCosker 1988**

in honor of environmental biologist John S. Stephens, Jr. (b. 1932), “the major contributor to present knowledge of systematics of the Chaenopsidae”

***Chaenopsis* Gill 1865**

*chaeno-*, yawn or gape; *opsis*, face or appearance, referring to large mouth of *C. ocellata*, with the “cleft nearly horizontal,

linear, continued behind the eyes” (name apparently coined by Poey but made available by Gill)

***Chaenopsis alepidota alepidota* (Gilbert 1890)**

*a-*, not; *lepidotus*, scaly, referring to its “wholly naked” body

***Chaenopsis alepidota californiensis* Böhlke 1957**

*-ensis*, suffix denoting place: Santa Catalina Island, California (USA), type locality

***Chaenopsis celeste* Tavera 2021**

in honor of the author’s daughter, Celeste, his “main source of inspiration” [presumably a noun in apposition, without the genitive “*ae*”]

***Chaenopsis coheni* Böhlke 1957**

in honor of ichthyologist Daniel M. Cohen (1930–2017), then of Stanford University, Böhlke’s “co-worker” on expedition that collected type

***Chaenopsis deltarrhis* Böhlke 1957**

*delta*, fourth letter of Greek alphabet ( $\Delta$ ); *rhis*, nose, referring to triangular shape of snout when viewed from above

***Chaenopsis limbaughi* Robins & Randall 1965**

in honor of the late Conrad Limbaugh (1925–1960), zoologist, diver and underwater photographer, who helped the senior author’s earlier paper by providing detailed field observations on *C. alepidota*; he also collected type of that species [Limbaugh died after losing his way while diving in the labyrinth of an underground river in France]

***Chaenopsis megalops* Smith-Vaniz 2000**

*mega-*, large; *ops*, eye, referring to its relatively large eyes

***Chaenopsis ocellata* Poey 1865**

having eye-like spots, referring to orange ocellated spot at anterior angle of dorsal fin

***Chaenopsis resh* Robins & Randall 1965**

from the Hebrew letter resh (ר), the form of which characterizes this species’ diagnostic postocular mark

***Chaenopsis roseola* Hastings & Shipp 1981**

rosy colored, referring to rust- or pink-colored flecks (in living adults) reminiscent of roseola or measles

***Chaenopsis schmitti* Böhlke 1957**

in honor of carcinologist Waldo L. Schmitt (1887–1977), Curator of the Division of Marine Invertebrates, U.S. National Museum, who collected both type specimens

***Chaenopsis stephensi* Robins & Randall 1965**

in honor of environmental biologist John S. Stephens, Jr. (b. 1932), for his work on blennioid fishes

***Cirriemblemaria* Hastings 1997**

*cirrus*, curl or tendril, referring to double row of cirri extending across nape; *Emblemaria*, a related genus

***Cirriemblemaria lucasana* (Stephens 1963)**

*-ana*, belonging to: San Lucas Canyon, southern tip of Baja California Peninsula, México, type locality

***Coralliozetus* Evermann & Marsh 1899**

*corallium*, coral; *zetus*, to seek, referring to reef habitat of *C. cardonae*

***Coralliozetus angelicus* (Böhlke & Mead 1957)**

angelic, heavenly or divine, allusion not explained, perhaps referring to “well-marked and distinctive” coloration of adult males, with a “striking” white face on a “very dark” head

***Coralliozetus boehlkei* Stephens 1963**

in honor of ichthyologist James E. Böhlke (1930–1982), Academy of Natural Sciences of Philadelphia, who loaned specimens and was in “continual communication” with Stephens in regard to his (Böhlke’s) work on Atlantic species

***Coralliozetus cardonae* Evermann & Marsh 1899**

of Cardona, off Playa de Ponce, Puerto Rico, type locality (also occurs off Bahamas, in Caribbean Sea, and off Atlantic coast of Venezuela)

***Coralliozetus clausus* Hastings 2021**

Latin for “enclosed” or “having been shut off,” referring to its restricted distribution (known only from Isla del Coco, Costa Rica), and to the “isolation imposed on the author by the Covid-19 pandemic, providing an opportunity to complete the description of this species whose distinctiveness had been known for some time” (proposed common name is Pandemic Blenny)

***Coralliozetus micropes* (Beebe & Tee-Van 1938)**

*micro-*, small; *pes*, foot, referring to small ventral fins compared to the “somewhat similar” *Emblemaria oculocirris* (= *hypacanthus*), its presumed congener at the time

***Coralliozetus rosenblatti* Stephens 1963**

in honor of ichthyologist Richard H. Rosenblatt (1930–2014), Scripps Institution of Oceanography, who loaned specimens

***Coralliozetus springeri* Stephens & Johnson 1966**

in honor of ichthyologist Victor G. Springer (b. 1928), U.S. National Museum, who alerted the authors of material (including type specimen) from the Argosy Expedition to Panama, Colombia and Ecuador, and made valuable suggestions concerning their paper

***Ekemblemaria* Stephens 1963**

*eka*, one, presumably referring to a single pinnately multifid cirrus above each eye; *Emblemaria*, a related genus

***Ekemblemaria lira* Hastings 1992**

ridge or furrow thrown up by a plow, referring to strong ridge or flange of bone on frontals

***Ekemblemaria myersi* Stephens 1963**

in honor of Stanford University ichthyologist George S. Myers (1905–1985), who provided specimens

***Ekemblemaria nigra* (Meek & Hildebrand 1928)**

black, presumably referring to uniform dark-brown coloration in life and/or black fins (except for pectoral and posterior parts of dorsal and anal fins, which are reddish)

***Emblemaria* Jordan & Gilbert 1883**

*-aria*, adjectival suffix: *emblema*, a banner, presumably referring to single high dorsal fin of *E. nivipes*, beginning on nape and extending to (but not confluent with) caudal fin

***Emblemaria atlantica* Jordan & Evermann 1898**

*-ica*, belonging to: presumably referring to distribution in the Western Atlantic, but described from the Gulf of Mexico (Pensacola, Florida)

***Emblemaria australis* Ramos, Rocha & Rocha 2003**

southern, only member of genus known to occur in the South Atlantic

***Emblemaria biocellata* Stephens 1970**

*bi-*, two; *ocellata*, having little eyes, referring to two ocellus-like markings on dorsal fin of female

***Emblemaria caldwelli* Stephens 1970**

in honor of David K. Caldwell (1928–1990), Director of Marineland Research Laboratory, St. Augustine, Florida (USA), whom Stephens thanked for the loan of specimens

***Emblemaria caycedoi* Acero P. 1984**

in honor of the late Ivan Enrique Caycedo Lara (d. 1978), “the best of the Colombian young marine biologists, killed through ignorance” (we do not know the details, but he apparently died while SCUBA diving for his research)

***Emblemaria culmenis* Stephens 1970**

*-is*, genitive singular of: *culmen*, ridge to roof, referring to postorbital ridges on roof of skull

***Emblemaria diphyodontis* Stephens & Cervigón 1970**

*diphy*, double; *odontus*, tooth, referring to double row of palatine teeth

***Emblemaria hudsoni* Evermann & Radcliffe 1917**

in honor of Capt. Charles Bradford Hudson (1865–1939), District of Columbia National Guard, “artist and author, who has succeeded better than any other in depicting on canvas the life colors of American fishes”

***Emblemaria hyltoni* Johnson & Greenfield 1976**

in honor of Nick Hylton, who donated his services as captain and crew of the yacht *Miss Sabrina* during the Miskito Coast Expedition (1975) to Honduras and Nicaragua, aided in field work, and “without whose assistance the expedition would not have been successful”; he also “saved the expedition at Brus Lagoon, [and] will never forget Trujillo,” events not explained by the authors

***Emblemaria hypacanthus* (Jenkins & Evermann 1889)**

*hypo-*, below (i.e., imperfect); *acanthus*, spine, presumably referring to gradual change from spines to soft rays on posterior second dorsal fin, with those in the middle not distinguishable as either spines or soft rays, a “character, if we mistake not, [that] is entirely unique”

***Emblemaria nivipes* Jordan & Gilbert 1883**

*nivis*, snow; *pes*, foot, referring to “bright white” ventral fins (but their basal portion is dusky)

***Emblemaria pandionis* Evermann & Marsh 1900**

*-is*, genitive singular of: referring to the fish-hawk or osprey, *Pandion haliaetus carolinensis*, named for the U.S. Fish Commission steamer *Fish Hawk*, from which type was collected

***Emblemaria piratica* Ginsburg 1942**

-ica, belonging to: *pirata*, pirate, allusion not explained, perhaps referring to black, sail-like dorsal fin

***Emblemaria piratula* Ginsburg & Reid 1942**

diminutive of *pirata*, pirate, referring to well-marked white spot at base of anteriorly black dorsal fin, which “imaginatively suggests the pirate’s flag”

***Emblemaria tortugae* Hildebrand 1946**

of Tortuga Bay, Peru, type locality

***Emblemaria vitta* Williams 2002**

band, referring to ribbon-like shape of orbital cirri

***Emblemaria walkeri* Stephens 1963**

in honor of fisheries biologist Boyd W. Walker (1917–2001), University of California, Los Angeles, who loaned specimens and guided, counseled and supervised Stephens’ graduate studies

***Emblemaropsis* Longley 1927**

*opsis*, appearance, referring to similarity to *Emblemaria*

***Emblemaropsis bahamensis* Stephens 1961**

-ensis, suffix denoting place: Bahamas, type locality

***Emblemaropsis bottomei* Stephens 1961**

in honor of Peter Bottome (no other information provided), who collected type; possibly referring to Peter Bottome Deery (1937–2016), a Venezuelan businessman

***Emblemaropsis carib* Victor 2010**

named for the Carib native people of the Antilles, reflecting its occurrence in the Greater Antilles

***Emblemaropsis diana* Tyler & Hastings 2004**

in honor of Diane M. Tyler (wife of senior author), Smithsonian Institution Press, for her studies of the behavioral ecology of chaenopsids at Carrie Bow Cay, Belize; she is co-collector of most of the type specimens of this species, and her “dedicated collecting efforts over the years in and around Carrie Bow Cay have procured many important materials”

***Emblemaropsis diaphana* Longley 1927**

transparent, described as “largely translucent” in life (relatively opaque in alcohol)

***Emblemaropsis falcon* Victor & Rodríguez 2020**

named for state of Falcon in western Venezuela, location at which this species was first recognized in 2008

***Emblemaropsis lancea* Victor 2020**

Latin for lance or spear, referring to similarity of red-over-white bands on dorsal fin to red-over-white spear banner carried by Lancer light-cavalry regiments in European (and Ottoman) armies over the centuries, and up to the present in the British and Indian Army; “It may not be coincidental that red and white contrasting bands are visible in low light conditions both on the battlefield and in sometimes murky reef waters in the southern Caribbean Sea, especially a region under the influence of the Orinoco outflow plume”

***Emblemaropsis leptocirris* Stephens 1970**

*leptos*, fine or thin; *cirrus*, curl or tendril, referring to “weakly developed” orbital cirrus

***Emblemaropsis occidentalis* Stephens 1970**

western, allusion not explained; since this species is not the westernmost member of the genus known at the time, name may refer to the Western Atlantic (where the genus is endemic), or to Occidental College, Los Angeles, California (USA), where Stephens was professor from 1959–2003

***Emblemaropsis pricei* Greenfield 1975**

in honor of George C. Price (1919–2011), Premier of the “emerging” Central American nation of Belize (type locality); the Belize government granted Greenfield permission to collect in its waters

***Emblemaropsis randalli* Cervigón 1965**

in honor of ichthyologist John E. Randall (1924–2020), Bishop Museum (Honolulu), who collected type specimens and gave them to Cervigón to describe

***Emblemaropsis ruetzleri* Tyler & Tyler 1997**

in honor of Klaus Ruetzler (b. 1936), Curator of Invertebrate Zoology at the National Museum of Natural History, “who has so effectively directed the Smithsonian’s Caribbean Coral Reef Ecosystem (CCRE) Program and its marine laboratory at Carrie Bow Cay, Belize [type locality], since its inception in 1972; he has given generously of his time and talents for all those years in providing research opportunities for many Smithsonian scientists and their colleagues throughout the world”

***Emblemaropsis signifer* (Ginsburg 1942)**

*signum*, mark; *fero*, to bear (i.e., color sergeant or standard bearer), presumably referring to filamentous first dorsal-



fin spine

***Emblemariopsis tayrona* (Acero P. 1987)**

named for the Tayrona Indians, who live in the Santa Marta region of Colombia, type locality

***Hemiemblemaria* Longley & Hildebrand 1940**

*hemi*-, partial, referring to compressed head and body, as in *Emblemaria*

***Hemiemblemaria simula* Longley & Hildebrand 1940**

resembling, referring to its resemblance to the sympatric *Thalassoma bifasciatum* (Labridae); the resemblance is “so great that it would be extremely easy to mistake the blenny for a labrid”

***Lucayablennius* Böhlke 1958**

*Lucaya*, named for the Lucayan Archipelago and the Lucayans, first inhabitants of the Bahamas, where the genus is endemic; *blennius*, blenny, derived from *blennos*, mucus, referring to scaleless body of blenniids (replacement name for *Lucaya* Böhlke 1957, preoccupied in Crustacea)

***Lucayablennius zingaro* (Böhlke 1957)**

Italian for gypsy, referring to *Gypsy*, name of dive boat owned by underwater film producer Stan Waterman (b. 1923), from which type was collected

***Mccoskerichthys* Rosenblatt & Stephens 1978**


in honor of John E. McCosker (b. 1945), California Academy of Sciences, who discovered this species and helped collect all specimens known at the time; *ichthys*, fish

***Mccoskerichthys sandae* Rosenblatt & Stephens 1978**

in honor of anthropologist Sandra McCosker, John E. McCosker’s wife at the time, who participated in the first collection of this species in 1971

***Neoclinus* Girard 1858**

*neo*-, new, “not without affinities with *Clinus* [Clinidae], but the latter contains yet too great a diversity of species to make it a natural genus”



*Neoclinus monogrammus*, A (male), B and C (female). From: Murase, A., M. Aizawa and T. Sunobe. 2010. Two new chaenopsid fishes, *Neoclinus monogrammus* and *Neoclinus nudiceps* (Teleostei: Perciformes: Blennioidei), from Japan. *Species Diversity* v. 15 (no. 2): 57-70.

***Neoclinus blanchardi* Girard 1858**

in honor of Dr. S. B. Blanchard, San Diego, California (USA), who collected this blenny and passed it on to Girard

***Neoclinus bryope* (Jordan & Snyder 1902)**

*bryum*, moss; *ops*, face, allusion not explained, perhaps referring to “tufted filaments” (i.e., branched tentacles) above eye

***Neoclinus chihiroe* Fukao 1987**

in honor of Chihiro, wife of Toshio Okazaki (see *N. okazakii*); *chihiro* also means “a thousand fathoms,” referring to how this blenny, while living in the littoral zone, occurs in deeper water than its closest congeners (*N. bryope* and *N. okazakii*)

***Neoclinus lacunicola* Fukao 1980**

*lacuna*, hole; *incola*, inhabitant, referring to its habitat of small holes in rocky reef

***Neoclinus monogrammus* Murase, Aizawa & Sunobe 2010**

*monos*, one; *gramme*, line, referring to single row of lateral-line pores, which look like a single line

***Neoclinus nudiceps* Murase, Aizawa & Sunobe 2010**

*nudus*, bare or naked; *ceps*, head, referring to apparent (but not actual) lack of cirri on head (they’re translucent and whitish)

***Neoclinus nudus* Stephens & Springer 1971**

bare or naked, referring to its lack of scales

***Neoclinus okazakii* Fukao 1987**

in honor of Toshio Okazaki, Yamazaki University of Animal Health Technology, who carried out the electrophoresis that led to the recognition of this species (see also *N. chihiroe*)

***Neoclinus stephensae* Hubbs 1953**

in honor of Kate Stephens (ca. 1853–1954), Curator of Mollusks and Marine Invertebrates, San Diego Natural History Museum, “now over 100 years old, who first collected the fish”

***Neoclinus toshimaensis* Fukao 1980**

*-ensis*, suffix denoting place: Toshima island, mouth of Tanabe Bay, Wakayama Prefecture, Japan, type locality

***Neoclinus uninotatus* Hubbs 1953**

*uni-*, one; *notatus*, marked, referring to single ocellus on dorsal fin

***Protemblemaria* Stephens 1963**

*protos*, first, referring to how this genus “probably more nearly approaches the ancestral type of the Chaenopsidae than any other existing genus”; *Emblemaria*, a related genus

***Protemblemaria bicirrus* (Hildebrand 1946)**

*bi-*, two; *cirrus*, curl or tendril, referring to two “separate and distinct fringed tentacles on upper margin of eye”

***Protemblemaria perla* Hastings 2001**

an arbitrary combination of letters referring to both Islas Perlas, Panama (type locality) and pearly bars on body

***Protemblemaria punctata* Cervigón 1966**

spotted, referring to row of large, dark-brown blotches on upper back and/or small orange spots on posterior body

***Tanyemblemaria* Hastings 1992**

*tany*, long, referring to its elongate body; *Emblemaria*, a related genus

***Tanyemblemaria alleni* Hastings 1992**

in honor of Gerald R. Allen (b. 1942), Western Australia Museum (Perth), who collected type, for his contributions to the study of fishes