

The ETYFish Project

© Christopher Scharpf

COMMENTS: 

v. 3.0 - 9 May 2024

Order ACANTHURIFORMES (part 3 of 6)

Family CALLANTHIIDAE Splendid Perches or Groppos

2 genera · 18 species

Callanthias Lowe 1839

callos, beautiful, referring to *C. paradisaicus* (= *ruber*), “a most elegant little fish; ... almost as rare as beautiful”; *Anthias*, similar to this serranid genus in dentition, and to *A. sacer* (= *anthias*) in shape and color

Callanthias allporti Günther 1876

in honor of Morton Allport (1830-1878), English-born Australian colonial lawyer and naturalist in Tasmania, who presented two specimens to the British Museum

Callanthias australis Ogilby 1899

southern, proposed as an Australian subspecies of *C. platei*

Callanthias japonicus Franz 1910

Japanese, described from Sagami Sea, Japan (also occurs off Taiwan)

Callanthias legras Smith 1948

in honor of Mr. M. G. le Gras, Port Elizabeth, South Africa, “who has collected many valuable fishes” (but apparently not this one) [presumably a noun in apposition, without the patronymic “i”]

Callanthias parini Anderson & Johnson 1984

in honor of ichthyologist Nikolai Vasil'evich Parin (1932-2012), Russian Academy of Sciences, who provided type specimens

Callanthias platei Steindachner 1898

in honor of German zoologist and geneticist Ludwig Hermann Plate (1862-1937), who led expedition during which holotype was collected

Callanthias ruber (Rafinesque 1810)

red, described as having a “spotless red body” (translation), referring to one of its predominant (but not exclusive) colors

Grammatonotus Gilbert 1905

grammatos, line; *notus*, back, referring to lateral line of *G. laysanus* running along base of dorsal fin

Grammatonotus ambiortus Prokofiev 2006

ambi-, both; *ortus*, rise, grow or appear; according to Prokofiev, it means “standing simultaneously at two sites” (translation), referring to how it reflects the characters of both *Grammatonotus* and *Callanthias*

Grammatonotus bianchi Lisher, Thein & Psomadakis 2021

in honor of Gabriella Bianchi, for her “remarkable contribution to advancing knowledge on the marine resources and ecosystems of developing countries throughout a long and productive career at FAO in the role of Senior Fisheries Officer and now as Research Coordinator of the EAFNansen Programme. Early in her career, Gabriella was a key person in the FAO FishFinder Programme (formerly SIDP) and contributed significantly to our knowledge of the world’s marine biodiversity through the production of reference publications, including the FAO Species Identification Sheets for the Western Indian Ocean and for the Eastern Central Atlantic, as well as several FAO field species identification guides covering the fishery resources of many countries in Africa and Asia” (a noun in apposition, without the matronymic “ae”)

Grammatonotus brianne Anderson, Greene & Rocha 2016

in honor of the second author’s wife, Brianne M. Atwood (a noun in apposition, without the matronymic “ae”)

Grammatonotus crosnieri (Fourmanoir 1981)

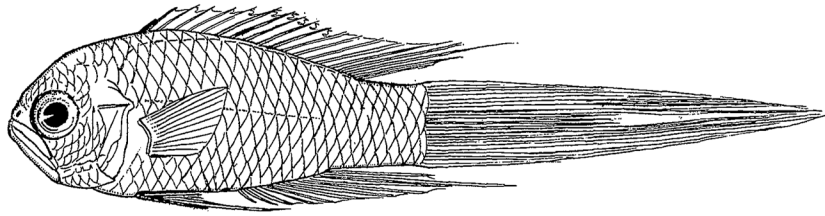
patronym not identified but clearly in honor of carcinologist Alain Crosnier (1930-2021), who initiated the deep-water trawl survey during which holotype was collected

Grammatonotus lanceolatus (Kotthaus 1976)

lanceolate, referring to lancet-shaped caudal fin

Grammatonotus laysanus Gilbert 1905

-*anus*, belonging to: near Laysan Island, Leeward Islands, Hawaiian Islands, type locality (but widely occurs in the Pacific from New Guinea and New Caledonia to Vanuatu and Gilbert Islands, and Hawaiian, Nazca Ridge



Grammatonotus crosnieri. From: Fourmanoir, P. 1981. Poissons (première liste). In: Résultats des Campagnes MUSORSTOM. I. Philippines (18-28 mars 1976). Mémoires de l'ORSTOM (Office de la Recherche Scientifique et Technique Outre-Mer) No. 91 (art. 3): 85-102.

and Sala-y-Gomez Ridges)

***Grammatonotus macrophthalmus* Katayama, Yamamoto & Yamakawa 1982**

macro-, large; *ophthalmus*, eye, referring to larger eyes compared to *G. layanus* and *G. surugaensis*

***Grammatonotus pelipel* Anderson & Johnson 2017**

Pohnpeian word for “tattoo” or “to tattoo,” referring to how barring on side of the young resembles many Pohnpeian tattoos (Pohnpeian is a Micronesian language spoken on the island of Pohnpei in the Caroline Islands, type locality)

***Grammatonotus roseus* (Günther 1880)**

rosy or pink, described as “Uniform rose colored”

***Grammatonotus surugaensis* Katayama, Yamakawa & Suzuki 1980**

-ensis, suffix denoting place: Suruga Bay, Japan, type locality (also known from Chesterfield Islands, New Caledonia)

***Grammatonotus xanthostigma* Anderson & Johnson 2017**

xanthos, yellow; *stigma*, spot, referring to yellow spot at upper base of pectoral fin

Family DINOPERCIDAE Cavebasses

***Centrarchops* Fowler 1923**

ops, appearance, referring to its supposed resemblance to *Centrarchus macropterus* (Centrarchiformes: Centrarchidae) of North America

***Centrarchops atlanticus* (Reichenow 1877)**

Atlantic, referring to its distribution in the eastern Atlantic

***Dinoperca* Boulenger 1895**

etymology not explained, perhaps *dino-*, fearfully great (as in dinosaur), possibly referring to “feebly enlarged, conical and somewhat obtuse teeth” on outer row of jaws; *perca*, perch, then classified in the catch-all order Perciformes

***Dinoperca petersi* (Day 1875)**

in honor of herpetologist-explorer Wilhelm Peters (1815-1883), Director of the Berlin Museum, “who not only most freely gave me access to the valuable contents of the magnificent collection of fishes under his charge, but has also aided me in my difficulties and assisted me with regard to Bloch’s type specimens”

Family EMMELICHTHYIDAE Rovers

3 genera · 18 species

***Emmelichthys* Richardson 1845**

emmeles, which Richardson translated as “*concinus*,” i.e., skillfully put together, referring to “peculiarly neat aspect” of *E. nitidus*; *ichthys*, fish

***Emmelichthys cyanescens* (Guichenot 1848)**

bluish, referring to bluish-brown body

***Emmelichthys elongatus* Kotlyar 1982**

elongate, referring to its more elongate body compared to congeners

***Emmelichthys karnellai* Heemstra & Randall 1977**

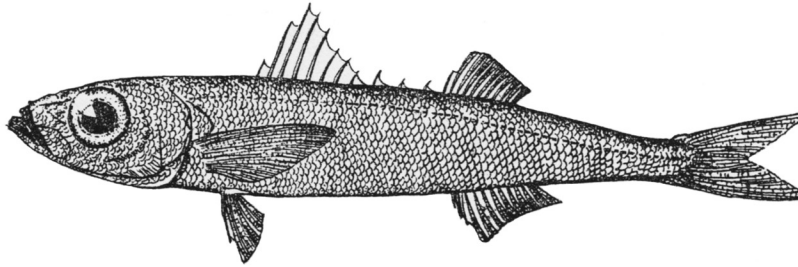
in honor of Charles Karnella, National Marine Fisheries Service, who was the first to realize (in 1971) that Bermuda specimens of *E. ruber* represented an undescribed species and “generously” made available specimens for study

***Emmelichthys nitidus* Richardson 1845**

neat, referring to its “peculiarly neat aspect”

***Emmelichthys papillatus* Girard, Santos & Bemis 2024**

Latin for papillose, referring to two prominent fleshy papillae on cleithrum, a diagnostic character



Emmelichthys elongatus. From: Kotlyar, A. N. 1982. A new species of the genus *Emmelichthys* (Emmelichthyidae, Osteichthyes) from the south-western [*sic*, south-eastern] part of the Pacific Ocean. *Byulleten Moskovskogo Obshchestva Ispytatelei Prirody Otdel Biologicheskii* [Bulletin of the Moscow Society of Naturalists Biological Series] v. 87 (no. 1): 48-52.

***Emmelichthys ruber* (Trunov 1976)**

red, referring to overall red body color with a ruby hue

***Emmelichthys struhsakeri* Heemstra & Randall 1977**

in honor of Paul Struhsaker (1935-2018), National Marine Fisheries Service, Chief Scientist during the cruises of the research vessel *Townsend Cromwell*, when most of the type specimens were collected

***Erythrocles* Jordan 1919**

erythros, red, replacement name for *Erythrichthys* Temminck & Schlegel 1845, preoccupied by *Erythrichthys* (= *Erythrinus*) Bonaparte 1831 in fishes, originally referring to “beautiful red color” (translation) of what would later be named *E. schlegelii*; *-ocles*, perhaps from *kleos*, termination of many Greek proper nouns signifying glory, renown or fame (i.e., Sophocles)

***Erythrocles acarina* Kotthaus 1974**

a-, without; *carina*, keel, referring to absence of keel on caudal peduncle (keel probably present on larger specimens per Heemstra & Randall 1977)

***Erythrocles microceps* Miyahara & Okamura 1998**

micro-, small; *ceps*, head, referring to smaller head compared to *E. acarina*

***Erythrocles monodi* Poll & Cadenat 1954**

in honor of naturalist and explorer Théodore Monod (1902-2000), “distinguished and learned” (translation) founder and director of Institut Français d’Afrique Noire (now Institut Fondamental d’Afrique Noire)

***Erythrocles schlegelii* (Richardson 1846)**

in honor of ornithologist and herpetologist Hermann Schlegel (1804-1884), who, with Coenraad Jacob Temminck (1778-1858), proposed a generic (*Erythrichthys*, replaced by *Erythrocles*) but not a specific name for this species in their *Fauna Japonica* (1845)

***Erythrocles scintillans* (Jordan & Thompson 1912)**

shining or bright, allusion not explained, presumably referring to pinkish-olive body color in life, with orange-red head, red jaws, and fins tinted with orange, light crimson or red

***Erythrocles taeniatus* Randall & Rivaton 1992**

striped, referring to conspicuous, red, midlateral stripe on body, a feature not readily apparent on any other member of the family

***Plagiogeneion* Forbes 1890**

plagios, perpendicular; *geneion*, jawed, referring to vertical mouth of *P. rubiginosum*

***Plagiogeneion fioleti* Parin 1991**

in honor of the research vessel *Fiolet*, from which type was collected

***Plagiogeneion geminatum* Parin 1991**

paired, doubled or repeated, referring to similarity to its geminate congener, *P. rubiginosum*

***Plagiogeneion macrolepis* McCulloch 1914**

macro-, large; *lepis*, scale, referring to “much larger and more numerous” scales compared to *P. rubiginosum*

***Plagiogeneion rubiginosum* (Hutton 1875)**

rusty, referring to reddish color in life

***Plagiogeneion unispina* Parin 1991**

uni-, one; *spina*, spine, referring to single sharp spine on opercle

Family MALACANTHIDAE Tilefishes

5 genera · 46 species

Subfamily Malacanthinae Sand Tilefishes

***Hoplolatilus* Günther 1887**

hoplo-, armed, provisionally proposed as a new genus closely related to *Latilus* (= *Branchiostegus*) with a “strongly armed” preoperculum

***Hoplolatilus andamanensis* Allen & Erdmann 2019**

-ensis, suffix denoting place: Andaman Islands, type locality (and only known area of occurrence)

***Hoplolatilus chlupatyi* Klausewitz, McCosker, Randall & Zetzsche 1978**

in honor of German marine aquarist Peter Chlupaty, who “kindly entrusted” (translation) the authors with the first imported specimens of the genus, from his personal collection, for scientific study

***Hoplolatilus cuniculus* Randall & Dooley 1974**

burrow, referring to how it rapidly retreated into a burrow, head first, at the approach of a diver

***Hoplolatilus erdmanni* Allen 2007**

in honor of marine biologist Mark V. Erdmann (b. 1968), who was the first to observe this species and collected holotype; he also “generously assisted” with Allen’s ichthyological investigations of the Bird’s Head Peninsula of western New Guinea

***Hoplolatilus fourmanoiri* Smith 1964**

in honor of French ichthyologist Pierre Fourmanoir (1924–2007), who sent type to Smith for “determination”

***Hoplolatilus fronticinctus* (Günther 1887)**

frontis, front; *cinctus*, girdle, referring to dark violet band running from eye to eye across front of snout

***Hoplolatilus geo* Fricke & Kacher 1982**

named for the Research Submersible *GEO*, from which this species was observed in the Red Sea at 116 m (described from the submersible; no specimens collected)

***Hoplolatilus marcosi* Burgess 1978**

in honor of Ferdinand Marcos (1917–1989), President of the Philippines (type locality); named at the request of marine-fish exporters Earl and Gloria Kennedy, who discovered the species and sent specimens to Burgess

***Hoplolatilus oreni* (Clark & Ben-Tuvia 1973)**

in honor of Oton H. Oren (1921–1983), chemist and oceanographer, Haifa Sea Fishery Research Station (Israel), who “helped in the collection of many Red Sea fishes” (but not this one)

***Hoplolatilus pohle* Earle & Pyle 1997**

in honor of John Pohle (1935–2016), U.S. Air Force officer and scuba diver, who discovered the mounds on the reef slope where type specimens were collected [a noun in apposition, without the patronymic “i”]

***Hoplolatilus purpureus* Burgess 1978**

reddish, violet or purple, referring to its “basic” color

***Hoplolatilus randalli* Allen, Erdmann & Hamilton 2010**

in honor of ichthyologist John E. Randall (1924–2020), Bishop Museum (Honolulu), for his “numerous valuable contributions to our knowledge of Indo-Pacific fishes and particularly his previous work on the genus *Hoplolatilus*”

***Hoplolatilus starcki* Randall & Dooley 1974**

in honor of marine biologist Walter A. Starck II, whose “collecting efforts, photos, and observations added much to our knowledge” of *Hoplolatilus*

***Malacanthus* Cuvier 1829**

malakos, soft; *acanthus*, thorn or spine, presumably referring to “thin and flexible” spines on anterior dorsal-fin rays of *M. plumieri*

***Malacanthus brevirostris* Guichenot 1848**

brevis, short; *rostris*, snout, referring to “extreme brevity” of snout compared to *M. plumieri* and *M. taeniatus* (= *latovittatus*)

***Malacanthus latovittatus* (Lacepède 1801)**

latus, wide; *vittatus*, striped, referring to “wide and straight” (translation) longitudinal stripe from base of pectoral fins to the caudal

***Malacanthus plumieri* (Bloch 1786)**

in honor of Charles Plumier (1646–1704), Franciscan monk and naturalist, on whose drawing and manuscript Bloch’s description is based

Subfamily Latilinae Tilefishes***Branchiostegus* Rafinesque 1815**

branchios, gill, *stegos*, cover, proposed without a description but placed in a subfamily of *Lophionota* (unavailable family-level name, roughly equivalent to Coryphaenidae, in which Rafinesque placed dolphinfishes, sailfishes and many other marine fishes) distinguished by the presence of branchiostegal membranes

***Branchiostegus albus* Dooley 1978**

white, referring to whitish or silvery body (with some overlying pink) and white belly

***Branchiostegus argentatus* (Cuvier 1830)**

silvery, described as “uniform slightly silvery, tending to greenish yellow” (translation)

***Branchiostegus auratus* (Kishinouye 1907)**

golden, presumably referring to reddish-silver body

***Branchiostegus australiensis* Dooley & Kailola 1988**

-ensis, suffix denoting place: Australia, where type locality (Shark Bay, Western Australia) is situated (also occurs off Sumatra, Indonesia)

***Branchiostegus biendong* Hiramatsu, Vinh & Endo 2019**

named after the research vessel *Biến Động*, belonging to the Research Institute of Marine Products, Ministry of Fishery (currently Research Institute for Marine Fisheries, Hai Phong, Việt Nam), used for the study of fish resources in the South China Sea; also Vietnamese name for South China Sea, type locality

***Branchiostegus doliatus* (Cuvier 1830)**

barred, referring to 16-18 violaceous vertical bars on body

***Branchiostegus gloerfelti* Dooley & Kailola 1988**

in honor of fisheries consultant Thomas Gloerfelt-Tarp (b. 1949), previously of the JETINDOFISH Project (Bali, Indonesia), for his contribution to the knowledge of Indonesian fishes (he supplied photographs, information and specimens)

***Branchiostegus hedlandensis* Dooley & Kailola 1988**

-ensis, suffix denoting place: Port Hedland, Western Australia, type locality

***Branchiostegus ilocanus* Herre 1928**

-anus, belonging to: described from a market at Narvacan, Ilocos Sur Province, Luzon Island, Philippines

***Branchiostegus japonicus* (Houttuyn 1782)**

Japanese, described from Nanao, Japan (also occurs off Taiwan, South Korea and Việt Nam)

***Branchiostegus okinawaensis* Hiramatsu & Yoshino 2012**

-ensis, suffix denoting place: Okinawa Island, Japan, type locality (also occurs at the Ryukyu Islands)

***Branchiostegus paxtoni* Dooley & Kailola 1988**

in honor of ichthyologist John R. Paxton (b. 1938), Australian Museum (Sydney), “whose efforts have resulted in the recognition of several new species of Australian tilefishes”

***Branchiostegus saitoi* Dooley & Iwatsuki 2012**

in honor of Jiro Saito of Japan, an amateur angler who caught, photographed and ate the first specimens in 2009, and caught two more in 2011 after his photograph was seen by the junior author; without his “considerable efforts and interest, this species would have remained unknown”

***Branchiostegus sawakinensis* Amirthalingam 1969**

-ensis, suffix denoting place: Sawakin (also spelled Suakin), Sudan, Red Sea, type locality (also occurs in Indo-West Pacific from East and South Africa east to Philippines, south to western and northern Australia)

***Branchiostegus semifasciatus* (Norman 1931)**

semi-, half; *fasciatus*, banded, referring to “numerous indistinct narrow, dusky, vertical bars on upper part of body”

***Branchiostegus serratus* Dooley & Paxton 1975**

toothed like a saw, referring to serrate pattern of black bars on body

***Branchiostegus vittatus* Herre 1926**

banded, referring to any or all of the following: pearl-colored band across snout; wide pearl band from lower front margin of eye rapidly narrowing down to upper lip; silver band crossing cheek nearly vertical to throat; basal pearly band along entire length of dorsal fin; about six yellow bands on upper two-thirds of caudal fin, running back and a little diagonally upward, the lowest one separated from the rest

***Branchiostegus wardi* Whitley 1932**

in honor of Alec Ward, a friend who collected type and “many rare and interesting fishes” on board the trawlers he worked from fairly deep water over the continental shelf



Branchiostegus sawakinensis. From: Amirthalingam, C. 1969. A new fish from the Red Sea. *Sudan Notes and Records*. No. 50: 129-133, Pls. 1-3.

Caulolatilus Gill 1862

caulis, stem; *Latilus* (= *Branchiostegus*), related genus, allusion not explained, possibly referring to having more dorsal-fin rays (22-27) compared to *Latilus* (14-16)

Caulolatilus affinis Gill 1865

related, described as “very closely related” to *C. chrysops*

Caulolatilus bermudensis Dooley 1981

-ensis, suffix denoting place: Bermuda, where it is endemic

Caulolatilus chrysops (Valenciennes 1833)

chrysos, gold; *ops*, eye, referring to “shiny golden yellow” (translation) streak from suborbital to nostril (appearing as a light area in alcohol)

Caulolatilus cyanops Poey 1866

ciano-, blue; *ops*, eye, referring to metallic greenish-blue streak from suborbital to upper lip (clear-blue in alcohol)

Caulolatilus dooleyi Berry 1978

in honor of James K. Dooley, Adelphi University (Garden City, New York, USA), who “researched and illuminated the taxonomic relationships” of malacanthid fishes

Caulolatilus guppyi Beebe & Tee-Van 1937

in honor of naturalist Plantagenet Lechmere Guppy (1871-1934, son of the civil engineer who discovered the Guppy, *Poecilia reticulata*), who “first collected and recognized this fish as new to the fauna of Trinidad, and who has done much for the natural history of that island and of Tobago [note: although multiple sources state that Guppy died in 1934, Beebe & Tee-Van state that they visited Guppy in December 1936, during which he provided type specimen and “many other courtesies”]

Caulolatilus intermedius Howell Rivero 1936

intermediate in form between *C. cyanops*, *C. microps* and *C. chrysops*

Caulolatilus microps Goode & Bean 1878

micro-, small; *ops*, eye, referring to smaller eye compared to *C. cyanops* and *C. chrysops*

Caulolatilus princeps (Jenyns 1840)

first or foremost, allusion not explained, perhaps referring to larger size compared to *Latilus* (now *Prolatilus jugularis* (Uranoscopiformes: Pinguididae), its presumed congener at the time

Caulolatilus williamsi Dooley & Berry 1977

in honor of Frank Joseph Williams of Miami, Florida (USA), owner and captain of the commercial fishing vessel *Argo*, who caught type and saved it for the authors, and who has “contributed many valuable deepwater fish specimens to [them] over the years”

Lopholatilus Goode & Bean 1879

lophus, crest, referring to large adipose appendage on nape of *L. chamaeleonticeps*, resembling adipose fin of a salmonid; *Latilus* (= *Branchiostegus*), its presumed closest relative (New England fishermen shortened the name to “tilus,” hence the common name Tilefish)

Lopholatilus chamaeleonticeps Goode & Bean 1879

chameleon, Old World lizards of the family Chamaeleonidae; *ceps*, head, presumably referring to how its nuchal crest resembles the head crests of some chameleons

Lopholatilus villarii Miranda Ribeiro 1915

in honor of Capt. Frederico Otávio de Lemos Villar (1875-1964), Brazilian naval officer involved in fisheries research along coast of Brazil

Family MONODACTYLIDAE Moonfishes

2 genera · 6 species

***Monodactylus* Lacepède 1801**

monos, one; *daktylos*, finger, referring to ventral fin of *M. falciformis* consisting of one small spiny ray, barely visible (present in juveniles, rudimentary or absent in adults)

***Monodactylus argenteus* (Linnaeus 1758)**

silvery, referring to color of adults (juveniles dusky silver)

***Monodactylus falciformis* Lacepède 1801**

falx, scythe or sickle; *forma*, form, referring to sickle-shaped dorsal and anal fins

***Monodactylus kottelati* Pethiyagoda 1991**

in honor of Swiss ichthyologist Maurice Kottelat (b. 1957), for interest in and work on the systematics of the freshwater fishes of Sri Lanka, where this species occurs in marine, brackish and freshwater habitats (also known from eastern India)

***Monodactylus sebae* (Cuvier 1829)**

in honor of Albertus Seba (1665-1736), Dutch pharmacist, zoologist and natural history collector, who described this species in 1759 but used a non-binominal name [although named after a man, some classically trained zoologists latinized the names of individuals whose names ended with the letter “a” by adding an “e” to the spelling]

***Schuettea* Steindachner 1866**

-ea, adjectival suffix: named for Dr. Schütte (forename not available), who provided Steindachner with fishes from Port Jackson, New South Wales, Australia, presumably including type of *S. scalaripinnis*

***Schuettea scalaripinnis* Steindachner 1866**

scalaris, of a ladder; *pinnis*, fin, referring to how dorsal- and anal-fin rays increase in height anteriorly, like the ascending steps of a ladder

***Schuettea woodwardi* (Waite 1905)**

in honor of Bernard H. Woodward (1846-1916), Director, Western Australian Museum and Art Gallery, who forwarded type to the Australian Museum

Family MORONIDAE Temperate Basses

2 genera · 6 species

***Dicentrarchus* Gill 1860**

di-, two; *kentron*, thorn or spine; *archos*, anus, referring to two anal-fin spines of *Perca elongata* (= *D. labrax*); actually, both species of genus have three, not two, anal-fin spines (Gill admitted that he never examined a specimen)

***Dicentrarchus labrax* (Linnaeus 1758)**

ancient Greek equivalent of the modern Greek *lavraki*, both meaning “seabass”

***Dicentrarchus punctatus* (Bloch 1792)**

spotted, referring to small dark spots scattered over back and sides

***Morone* Mitchill 1814**

etymology not explained nor evident, making it perhaps the most enigmatic name for such a well-known group of fishes; our best guess is that it is from *morone*, an archaic version of maroon, possibly referring to the red, ruddy, or rusty colors Mitchill described on all four taxa he included in the genus (less than a year later, Mitchill discarded *Morone* for the labrid name *Bodianus* and never mentioned *Morone* again)

***Morone americana* (Gmelin 1789)**

American, then believed to be an American representative of the largely European genus *Perca* (Perciformes: Percidae)

***Morone chrysops* (Rafinesque 1820)**

chrysos, gold; *ops*, eye, referring to gold or yellow cast of iris

***Morone mississippiensis* Jordan & Eigenmann 1887**

-ensis, suffix denoting place: referring to its occurrence in the Mississippi River basin (USA), north to Cincinnati, Ohio, and St. Louis, Missouri (now widely stocked elsewhere)

***Morone saxatilis* (Walbaum 1792)**

living among rocks, presumably derived from its common name in New York (USA), Rockfish, as reported in Schöpf (1788), possibly referring to its often being caught near coastal rocky ledges

Family SILLAGINIDAE Sillagos (Whitings and Smelt Whitings)

6 genera/subgenera · 39 species

***Sillaginodes* Gill 1861**

-*oides*, having the form of: similar to typical “Sillagines” but distinct in the small size of the scales, and unequal (in size and number of rays) of second dorsal and anal fins

***Sillaginodes punctatus* (Cuvier 1829)**

spotted, referring to numerous black dots above lateral line (actually, small rusty-brown spots and wavy lines above and below lateral line)

***Sillaginopodys* Fowler 1933**

proposed as a subgenus of *Sillago* distinguished by its *podos*, foot, referring to modified (cartilaginous) ventral fins of *S. chondropus*

***Sillaginopodys chondropus* (Bleeker 1849)**

chondros, cartilage; *opus*, foot, referring to ventral-fin spine expanded as a thick cartilaginous pad joined with first ventral ray

***Sillaginops* Kaga 2013**

Sillago, type genus of family; *ops*, eye, referring to large eye, diameter 25–32% HL (vs. 14–29% HL in *Sillago* and 3–11% HL in *Sillaginopsis*)

***Sillaginops macrolepis* (Bleeker 1858)**

macro-, large; *lepis*, scale, referring to its large scales, 51–56 along lateral line (54–147 in other sillaginids)

***Sillaginopsis* Gill 1861**

opsis, appearance, similar to both *Sillago* and *Sillaginodes* but distinguished by depressed head, small eyes, larger outer row of teeth, and form of first dorsal fin

***Sillaginopsis domina* (Cuvier 1816)**

madame or mistress, from *pêche-madame*, local name for this species among the French of Pondicherry, India, type locality, allusion not explained nor evident [often but incorrectly identified as *S. panijus* (Hamilton 1822)]

***Sillago* Cuvier 1816**

etymology not explained nor evident, perhaps derived from *sillot*, satire (and hence sharp), and the Greek *ago*, meaning “I bear,” referring to its somewhat elongated and pointed head (“A tete un peu alonge en pointe,” per Cuvier 1829); three other possibilities have been proposed, all problematical: (1) a locality in Australia, possibly Sillago Reef off the coast of Queensland (doubtful since Cuvier described *S. acuta* [= *sibama*] from the Indian Ocean, (2) from the Greek *syllago*, meaning “to meet” (there is nothing in Cuvier’s text, nor in his more-detailed 1829 account, to support this explanation, (3) *sillot* (i.e., sharp), referring to its fins, but Cuvier did not mention sharp or thorny fins in his brief 1816 description

Subgenus ***Sillago******Sillago caudicula* Kaga, Imamura & Nakaya 2010**

tailed, referring to specialized caudal skeleton, with third and fourth hypurals completely fused (compared to completely separated in *S. intermedia*)

***Sillago indica* McKay, Dutt & Sujatha 1985**

Indian, referring to occurrence on east and west coasts of India (also occurs off Viêt Nam)

***Sillago intermedia* Wongratana 1977**

intermediate, allusion not explained, described as similar in color to *S. maculata* but “more closely allied” to *S. sibama*, *S. parvisquamis* and *S. megacephalus* according to structure of swim bladder

***Sillago malabarica* (Bloch & Schneider 1801)**

-*ica*, belonging to: Malabar (i.e., southern India), referring to type locality in Tranquebar (now Tharangambadi), Tamil Nadu State

***Sillago megacephalus* Lin 1933**

mega-, large; *cephalus*, head, referring to larger head (33% of SL) compared to the very similar *S. sibama*

***Sillago nigrofasciata* Xiao, Yu, Song & Gao 2021**

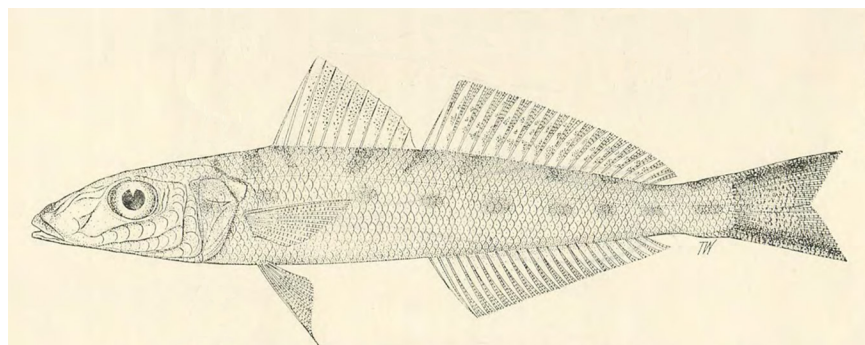
nigro-, black; *fasciata*, banded, referring to wide, mid-lateral black longitudinal band, a diagnostic character

***Sillago panhwar* Panhwar, Farooq, Qamar, Shaikh & Mairaj 2017**

in honor of Sher Khan Panhwar (Center of Excellence in Marine Biology, University of Karachi), “who pioneered work on Pakistani sillaginid fishes” and senior author of paper in which name was proposed; it is unclear whether named the fish after himself (a breach of nomenclatural etiquette) or if one of his four co-authors suggested the honor [subgeneric placement provisional]

***Sillago parasibama* Gao, Xiao & Guo 2022**

para-, near, referring to its close resemblance to *S. sibama* in external morphology



Sillago intermedia. From: Wongratana, T. 1977. *Sillago intermedius* [sic], a new species of sand whiting from the Gulf of Thailand (Pisces: Sillaginidae). *Natural History Bulletin of the Siam Society* v. 26 (nos 3-4): 257-262, Pls. 9-10.

***Sillago parvisquamis* Gill 1861**

parvus, small; *squamis*, scale, referring to smaller scales compared to the “nearly allied” *S. japonica*

***Sillago shaoi* Gao & Xiao 2016**

in honor of ichthyologist Kwang-Tsao Shao (b. 1951), National Taiwan Ocean University, for his “remarkable contribution” to the classification of fishes

***Sillago sihama* (Fabricius 1775)**

from *Sihāmi* and *Sjhāmi*, Arabic names for this fish along the Red Sea of Yemen

***Sillago sinica* Gao & Xue 2011**

named for Sinica (China), referring to all sampling sites in coastal waters of China: East China Sea, Bohai Sea and Yellow Sea

***Sillago suezensis* Golani, Fricke & Tikochinski 2013**

-ensis, suffix denoting place: Suez (As Suwais, Egypt), type locality, and restricted original distribution area in the Gulf of Suez, northern Red Sea (also occurs in Mediterranean Sea as a Lessepsian immigrant)

Subgenus ***Parasillago* McKay 1985**

para-, near, differs from subgenus *Sillago* in having posterior extension of swim bladder a single tapering projection (or in one species a rounded posterior margin), instead of two posterior extensions

***Sillago aeolus* Jordan & Evermann 1902**

etymology not explained, perhaps referring to Aeolus, god of the winds, or *aiolos*, quick-moving, shifting, changing, or variable; in either case, allusion not evident

***Sillago analis* Whitley 1943**

etymology not explained, presumably referring to anal fin, said to have fewer rays compared to the similar *Sillaginops macrolepis*, its presumed congener at the time

***Sillago arabica* McKay & McCarthy 1989**

Arabian, referring to Arabian (=Persian) Gulf, where it is endemic

***Sillago argentifasciata* Martin & Montalban 1935**

argenteus, silvery; *fasciata*, banded, referring to “wide, brilliant, silvery” longitudinal band on sides

***Sillago asiatica* McKay 1982**

Asian, referring to its occurrence in the Gulf of Thailand and Taiwan [possibly a junior synonym of *S. soringa*]

***Sillago attenuata* McKay 1985**

thin or tapered, referring to slender body

***Sillago bassensis* Cuvier 1829**

-ensis, suffix denoting place: Bass Strait, Victoria, Australia, type locality (occurs in southeastern Indian Ocean and western Pacific from Australia to China)

***Sillago boutani* Pellegrin 1905**

in honor of Louis Boutan (1859-1934), zoologist and underwater photography pioneer, who led scientific mission to Viêt Nam (studying the culture of pearl oysters) during which type was collected

***Sillago burrus* Richardson 1842**

red or flame-colored, described as having a “crimson” back “down to the lateral line, the parts beneath primrose-yellow”

***Sillago ciliata* Cuvier 1829**

ciliate, referring to fine, almost cilia-like, serrations on entire edge of preoperculum

***Sillago flindersi* McKay 1985**

in honor of Lieut. Matthew Flinders (1774-1814), British Navy, explorer and navigator, who circumnavigated Australia (where this species is endemic) [proposed as a subspecies of *S. bassensis* from the Bass Strait, which was named for Flinders' friend and ship physician, George Bass]

***Sillago ingenuua* McKay 1985**

free-born, referring to Gulf of Thailand, type locality (according to some scholars, Thai means "free man" in the Thai language, differentiating from those who are considered serfs)

***Sillago japonica* Temminck & Schlegel 1843**

Japanese, described from the seas of Japan (occurs in western Pacific from northern Viêt Nam and southern China to Japan)

***Sillago lutea* McKay 1985**

lutea, "belonging to mud" (correctly *lutosa* or *lutaria*; *lutea* means yellow), referring to its abundance on muddy or silty substrates

***Sillago maculata* Quoy & Gaimard 1824**

spotted, referring to 7-8 blackish, irregular and oblique spots on body and one at base of pectoral fin

***Sillago microps* McKay 1985**

micro-, small; *ops*, eye, referring to small eye, 14-16% of head length

***Sillago nierstraszi* Hardenberg 1941**

in honor of the late Hugo Frederik Nierstrasz (1872-1937), marine biologist, Utrecht University, and member of the Siboga Expedition (1899-1900) to the Dutch East Indies (Indonesia)

***Sillago robusta* Stead 1908**

stout or muscular, referring to "generally stouter form" compared to other Australian sillaginids

***Sillago schomburgkii* Peters 1864**

in honor of botanist Richard Schomburgk (1811-1891), curator, Adelaide Botanic Garden (South Australia), who collected type [not to be confused with his brother, explorer Robert Hermann Schomburgk (1804-1865), for whom many other fishes are named]

***Sillago soringa* Dutt & Sujatha 1982**

soringa, Telugu (an Indo-Aryan language) name, applied by local fishermen, in Visakhapatnam, India, type locality

***Sillago vincenti* McKay 1980**

in honor of S. G. Vincent, Technical Officer, Central Marine Fisheries Research Institute, Cochin, India, for "valuable assistance in collecting specimens [including type], obtaining information for [McKay's] study recognising the two species in the field and assisting with the measurements"

***Sillago vittata* McKay 1985**

banded, referring to 8-11 light-brown to rusty-brown very narrow bars extending from back obliquely forwards, touching or almost touching a conspicuous silvery mid-lateral longitudinal band

Family PRIACANTHIDAE Bigeyes

4 genera · 22 species

***Cookeolus* Fowler 1928**

-olus, diminutive connoting endearment: in honor of Charles Montague Cooke, Jr. (1874-1948), Bishop Museum (Honolulu), "in slight appreciation of his contributions to Pacific conchology"

***Cookeolus japonicus* (Cuvier 1829)**

Japanese, described from Japan (but circumglobal in tropical and subtropical seas)

***Heteropriacanthus* Fitch & Crooke 1984**

heteros, different, referring to its being different "in numerous salient features" from other *Priacanthus*

***Heteropriacanthus carolinus* (Cuvier 1829)**

Carolinian, referring to Caroline Islands, Micronesia, type locality (occurs in Indo-Pacific from South Africa and East Africa, Madagascar and Mascarenes east to Hawaiian Islands, and in eastern Pacific from southern California south to Panama and the Galapagos Islands)

***Heteropriacanthus cruentatus* (Lacepède 1801)**

blood-red, referring to overall reddish or crimson color in life

***Heteropriacanthus fulgens* (Lowe 1838)**

bright, shining or glittering, allusion not explained, possibly referring to bright-red patches and/or silver-white

reticulate pattern on body in life

Priacanthus Oken 1817

prion, saw; *acanthus*, thorn or spine, referring to serrate preopercular spine of *P. macrophthalmus* (=hamrur)

Priacanthus alalaua Jordan & Evermann 1903

local name for priacanthids at the Hawaiian Islands (type locality); also spelled *a-la-u-wa*

Priacanthus arenatus Cuvier 1829

sanded, allusion not explained, perhaps referring to brown color in alcohol “irregularly scattered with small black dots” (translation)

Priacanthus blochii Bleeker 1853

in honor of physician-naturalist Marcus Elieser Bloch (1723-1799), who described this species as *Anthias macrophthalmus* in 1792 [*A. macrophthalmus*, now treated as a junior synonym of *P. hamrur*, is actually a senior synonym of *P. blochii*, which is retained for nomenclatural stability]

Priacanthus fitchi Starnes 1988

in honor of the late John E. Fitch (1918-1982), marine and fisheries biologist, California Department of Fish and Game, “whom I never had the privilege of meeting, but with whom I exchanged much valuable information on priacanthid systematics prior to his death. His contributions to ichthyology, and especially to our knowledge of otolith morphology, are considerable.”

Priacanthus gracilis Hashimoto & Motomura 2024

Latin for thin or slender, referring to its slender body

Priacanthus hamrur (Fabricius 1775)

Arabic name for this species along the Red Sea of Saudi Arabia, type locality

Priacanthus macracanthus Cuvier 1829

macro-, long; *acanthus*, thorn or spine, referring to long and pointed preopercular spine

Priacanthus meeki Jenkins 1903

in honor of ichthyologist Seth Eugene Meek (1859-1914), assistant curator of zoology, Field Columbian Museum (Chicago, USA)

Priacanthus nasca Starnes 1988

named for the Nasca lithospheric plate region of the eastern Pacific, where it appears to be endemic

Priacanthus prolixus Starnes 1988

stretched out or long, referring to its “relatively attenuated” body

Priacanthus sagittarius Starnes 1988

of arrows, referring to its “overall posterior configuration . . ., resulting from the pointed dorsal and anal fins and blunt caudal fin, which resemble the fletching and butt of an arrow”

Priacanthus tayenus Richardson 1846

presumably a latinization of *Ta yan* from *Ta yen lap* (=Large-eyed lap), its Chinese name as reported John Reeves, who painted the species while working as a tea inspector in China (1812-1831)

Priacanthus zaiserae Starnes & Moyer 1988

in honor of Martha J. Zaiser, formerly of Tanaka Memorial Biological Station, Miyake-jima, Japan, for her “valuable” contributions to the knowledge of the marine biogeography of the Izu Islands

Pristigenys Agassiz 1835

pristis, saw; *genys*, cheek, referring to strongly serrated suborbital of †*Pristigenys substriata* [a fossil species not covered here]

Pristigenys alta (Gill 1862)

high, referring to higher body than the similar *P. nipponia*

Pristigenys meyeri (Günther 1872)

in honor of zoologist-anthropologist Adolf Bernhard Meyer (1840-1911), who sent a collection of fishes from Manado, Sulawesi, Indonesia, to the British Museum, including type of this one

Pristigenys nipponia (Cuvier 1829)

-ia, adjectival suffix: Nippon (now Nippon, or Japan), described from Nagasaki, Japan (widely occurs in eastern Indian and western Pacific from Indonesia east to Philippines Papua New Guinea, north to Japan, south to northern Australia)

Pristigenys refulgens (Valenciennes 1862)

shining or standing out, presumably referring to bright-pink body color

Pristigenys serrula (Gilbert 1891)

little saw, allusion not explained, perhaps referring to its spines, described as “rough-serrate”

Family CEPOLIDAE Bandfishes

3 genera · 46 species

Subfamily Cepolinae***Acanthocepola* Bleeker 1874***acanthus*, thorn or spine, i.e., a *Cepola* with a spined preopercular margin***Acanthocepola abbreviata* (Valenciennes 1835)**shortened, referring to short body compared to known congeners in *Cepola* at the time***Acanthocepola indica* (Day 1888)**

Indian, described from Madras, India (occurs in Indo-West Pacific from Pakistan east to Philippines, north to Japan)

Acanthocepola krusensternii* (Temminck & Schlegel 1845)**in honor of Estonian explorer Adam Johann von Krusenstern (1770-1846), who led the first (1803-1806) Russian circumnavigation of the globe; he published an illustration from which *A. limbata* was described in his 1813 account of his voyageAcanthocepola limbata* (Valenciennes 1835)**

edged or bordered, referring to dorsal and anal fins edged with bright pink, and the pectoral and ventral fins edged in yellow

Cepola* Linnaeus 1764**a little onion, allusion not explained but probably derived from *Cepollam* or *Cepulam*, which, according to Willughby (1686) were local names among Roman fishermen for the morphologically similar *Fierasfer* (= *Carapus*, Ophidiiformes: Carapidae), a group of fishes to which Linnaeus believed *C. macrophthalma* was related (similarly, Canestrini 1872 reports that common name in Naples is *Pesce cipolia*, “onion fish”); according to the *Century Dictionary and Cyclopedia* (vol. 2, 1897 ed.), name refers to resemblance of *C. rubescens* (= *C. macrophthalma*) to the leaves of the plant (but offers no source for this information)Cepola australis* Ogilby 1899**southern, the first species of the genus “represented south of the tropics” (New South Wales, Australia) [actually, that would be *C. haastii* of Wellington, New Zealand, placed in the monotypic *Hypolycodes* at the time]***Cepola haastii* (Hector 1881)**

in honor of German-born geologist Johann Franz Julius von Haast (1822-1887), first director of the Canterbury Museum (Christchurch, New Zealand), who “entrusted” Hector with the description of this species

Cepola macrophthalma* (Linnaeus 1758)macro-*, large; *ophthalmus*, eyed, referring to large eye, its diameter <3 times in HL [often known as *C. rubescens*]***Cepola pauciradiata* Cadenat 1950***pauci-*, few; *radiata*, rayed, referring to fewer dorsal- and anal-fin rays compared to congeners***Cepola schlegelii* Bleeker 1854**in honor of ornithologist and herpetologist Hermann Schlegel (1804-1884), who, Bleeker believed, lumped this species in with his co-description of *Acanthocepola krusensternii* in 1845 [often spelled with one terminal “i”]**Subfamily Owstoniinae*****Owstonia* Tanaka 1908***-ia*, belonging to: Alan Owston (1853-1915), businessman, yachtsman, and collector of Asian wildlife, in whose collection a single specimen of *O. totomiensis* was found***Owstonia aionaka* Smith-Vaniz & Johnson 2016**

combination of the first (Ai) and last name (Nonaka) of the junior author’s wife, for her “valuable” assistance with the authors’ revision of the genus

***Owstonia aurora* Liao, Reyes & Shao 2022**

named after the “Aurora 2007” Philippine Expedition, a series of deep-sea expeditions under the Census of Philippine Deep-Sea Biodiversity, during which holotype was collected

Owstonia contodon* Smith-Vaniz & Johnson 2016kontos*, short; *odon*, tooth, referring to peg-like symphyseal dentary teeth***Owstonia crassa* Smith-Vaniz & Johnson 2016**

thick, fat or stout, referring to general appearance of holotype

***Owstonia dispar* Smith-Vaniz & Johnson 2016**different, referring to the “discovery of yet another new species of *Owstonia*”

***Owstonia dorypterus* (Fowler 1934)**

dory, spear; *pterus*, fin, referring to its long and pointed vertical fins

***Owstonia elongata* Smith-Vaniz & Johnson 2016**

prolonged, referring to its elongate body

***Owstonia fallax* Smith-Vaniz & Johnson 2016**

deceitful or false, referring to superficial resemblance to *O. hastata*

***Owstonia geminata* Smith-Vaniz & Johnson 2016**

twin, referring to its “obviously close” phylogenetic relationship and superficial resemblance to *O. fallax*

***Owstonia grammodon* (Fowler 1934)**

gramme, line or row; *odon*, tooth, allusion not explained, presumably referring to mostly single rows of teeth in jaws

***Owstonia hastata* Smith-Vaniz & Johnson 2016**

spear-shaped, referring to lanceolate caudal fin

***Owstonia hawaiiensis* Smith-Vaniz & Johnson 2016**

-ensis, suffix denoting place: Hawai‘i, where it appears to be endemic

***Owstonia ignota* Smith-Vaniz & Johnson 2016**

unknown, referring to the author’s initial uncertainty about how to taxonomically treat this specimen considering the minor characters that distinguish it from *O. hawaiiensis*; furthermore, with only a single specimen available, sexual dimorphism of pelvic fin can be reasonably hypothesized but still remains unknown

***Owstonia japonica* Kamohara 1935**

Japanese, known only from vicinity of Shikoku Island, Japan

***Owstonia kamoharai* Endo, Liao & Matsuura 2015**

in honor of the late Toshiji Kamohara (1901-1972), Kochi University (Japan), who “greatly” contributed to the taxonomy of the Cepolidae (he described three new species still recognized as valid)

***Owstonia lepiota* Smith-Vaniz & Johnson 2016**

lepis, scale; *iota*, anything small, referring to relatively small body scales

***Owstonia maccullochi* Whitley 1934**

in honor of the late Allen R. McCulloch (1885-1925), Australian ichthyologist (description appeared in a supplement to the third edition of McCulloch’s *Fishes and Fish-like Animals of New South Wales*)

***Owstonia macrophthalma* (Fourmanoir 1985)**

macro-, large; *ophthalma*, eyed, referring to large eye, included twice in length of head

***Owstonia melanoptera* Smith-Vaniz & Johnson 2016**

melanos, black; *ptera*, fin, referring to large black blotch on dorsal fin of adult holotype

***Owstonia merensis* Smith-Vaniz & Johnson 2016**

-ensis, suffix denoting place: “mer,” name used by Torres Strait islanders for Murray Island, Australia, nearest island to type locality

***Owstonia mundyi* Smith-Vaniz & Johnson 2016**

in honor of fisheries biologist Bruce C. Mundy (National Marine Fisheries Service, Honolulu Laboratory), who arranged for the authors to receive type specimens and called their attention to important video frame grabs in support of his important submersible observations on *Owstonia* species



Owstonia kamoharai. From: Endo, H., Y.-C. Liao and K. Matsuura. 2015. *Owstonia kamoharai* (Perciformes: Cepolidae), a new bandfish from Japan. *Ichthyological Research* v. 63 (no. 1): 31-38.

Owstonia nalani Smith-Vaniz & Johnson 2016

in honor of Nalani Schell, curator of fishes, Muséum national d'Histoire naturelle, for her “outstanding” assistance facilitating loans and examining type specimens of *Owstonia* in Paris [presumably a noun in apposition, without the matronymic “ae”]

Owstonia nigromarginata (Fourmanoir 1985)

nigro-, black; *marginata*, edged or bordered, referring to black stripe anteriorly on distal margin of dorsal fin

Owstonia nudibucca Smith-Vaniz & Johnson 2016

nudus, bare or naked; *bucca*, cheek, referring to scaleless cheeks (nape is scaleless also)

Owstonia psilos Smith-Vaniz & Johnson 2016

bare, smooth or naked, referring to smooth lower margin of preopercle, and to numerous missing scales of holotype due to trawl abrasion

Owstonia raredonae Smith-Vaniz & Johnson 2016

in honor of Sandra J. Raredon (b. 1954), Division of Fishes, National Museum of Natural History, Washington, D.C., for her “expertise” with digital radiographs and photographs, which contributed “significantly” to the authors’ monograph

Owstonia rhamma Smith-Vaniz & Johnson 2016

Greek for seam or suture, referring to its lateral line, reminiscent of a surgeon’s suture

Owstonia sarmiento Liao, Reyes & Shao 2009

in honor of Malcolm Sarmiento, director of the Bureau of Fisheries and Aquatic Resources (Philippines), for his support in making the authors’ exploration of deep-sea fauna in the Philippines possible [a noun in apposition, without the patronymic “i”]

Owstonia scottensis Smith-Vaniz & Johnson 2016

-ensis, suffix denoting place: near Scott Reefs, Western Australia, only known area of occurrence

Owstonia sibogae (Weber 1913)

of the ship *Siboga* and Indonesian expedition (1898-1899) of same name, during which type was collected

Owstonia similis Smith-Vaniz & Johnson 2016

like or resembling, referring to similarity of holotype to other species with a black blotch anteriorly in the dorsal fin, especially to *O. melanoptera*

Owstonia simotera (Smith 1968)

simus, flat-nosed; *teres*, rubbed off, i.e., snub-nosed, presumably referring to “large and blunt” head

Owstonia taeniosoma (Kamohara 1935)

taenia, band or ribbon; *soma*, body, referring to its “much elongated” body

Owstonia tosaensis Kamohara 1934

-ensis, suffix denoting place: Tosa Province (now known as Kochi Province) Japan, type locality (also occurs off Taiwan, Philippines and Western Australia)

Owstonia totomiensis Tanaka 1908

-ensis, suffix denoting place: coast of Totomi Province, Japan, type locality

Owstonia weberi (Gilchrist 1922)

patronym not identified but Gilchrist said species is similar to *Sphenanthias* (= *Owstonia*), proposed by ichthyologist Max Weber (1852-1937) in 1913

Owstonia whiteheadi (Talwar 1973)

in honor of Peter J. P. Whitehead (1930-1993), “eminent” ichthyologist of the British Museum, who “kindly read through the manuscript critically”