

The ETYFish Project

© Christopher Scharpf

COMMENTS: 

v. 4.0 - 21 March 2024

Order ACROPOMATIFORMES (contains taxa placed in the former Order Pempheriformes)
20 families · 56 genera · 308 species/subspecies

Family SCOMBROPIDAE Gnomefishes

***Scombrops* Temminck & Schlegel 1845**

etymology not explained, perhaps *ops*, appearance, a “curious fish” (translation) presumed to be related to mackerels (Scomber, Scombridae), and/or *ops*, eye, referring to “fairly large” (translation) eyes of *S. cheilodipteroides* (=boops)

***Scombrops boops* (Houttuyn 1782)**

bo, ox; *ops*, eye, referring to large eyes, which cover a large part of the head

***Scombrops gilberti* (Jordan & Snyder 1901)**

in honor of ichthyologist and fisheries biologist Charles H. Gilbert (1859-1928), Jordan’s student and later Stanford University colleague

***Scombrops oculatus* (Poey 1860)**

eyed, referring to its very large eyes, 3¼-3½ times in head

Family CHAMPSODONTIDAE Gapers

1 genus · 13 species

***Champsodon* Günther 1867**

champsos, crocodile; *odon*, tooth, presumably referring to long, depressible, needle-like teeth

***Champsodon atridorsalis* Ochiai & Nakamura 1964**

atri-, black; *dorsalis*, dorsal, referring to first dorsal fin “jet-black distally”

***Champsodon capensis* Regan 1908**

-*ensis*, suffix denoting place: south coast of Cape Colony, South Africa, type locality

***Champsodon fimbriatus* Gilbert 1905**

fringed, presumably referring to “wide membranous margin” of opercle “much more coarsely fringed” than in *C. vorax*

***Champsodon guentheri* Regan 1908**

in honor of ichthyologist and herpetologist Albert Günther (1830-1914), who proposed the genus in 1867 and reported this species as *C. vorax* in 1880

***Champsodon longipinnis* Matsubara & Amaoka 1964**

longus, long; *pinnis*, fin, referring to long pelvic fin, reaching beyond vent

***Champsodon machaeratus* Nemeth 1994**

-*atus*, provided with: *machaira*, saber or dagger, referring to stout lacrimal spine

***Champsodon nudivittis* (Ogilby 1895)**

nudus, bare or naked; *vittis*, band, referring to “regularly arranged series of naked [scaleless] bands” on body

***Champsodon omanensis* Regan 1908**

-*ensis*, suffix denoting place: Gulf of Oman, type locality

***Champsodon pantolepis* Nemeth 1994**

pantos, all; *lepis*, scale, referring to body completely covered by scales

***Champsodon sagittus* Nemeth 1994**

arrow, referring to pointed premaxillary and symphysis and narrow, elongate body

***Champsodon sechellensis* Regan 1908**

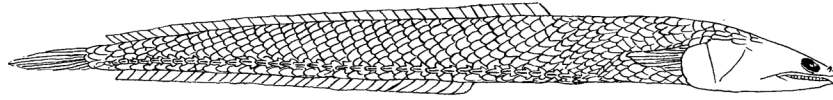
-*ensis*, suffix denoting place: Seychelles (Regan omitted the “y”), Indian Ocean, type locality

***Champsodon snyderi* Franz 1910**

in honor of ichthyologist John Otterbey Snyder (1867-1943), who, along with David Starr Jordan, reported this species as *C. vorax* in 1902 (and whose papers with Jordan on the fishes of Japan are cited many times by Franz)

***Champsodon vorax* Günther 1867**

voracious, presumably referring to “exceedingly wide” cleft of mouth



Apodocreedia vanderhorsti. From: de Beaufort, L. F. 1948. On a new genus of fishes of the family Creediidae from South Africa, with remarks on its geographical distribution. *Transactions of the Royal Society of South Africa* v. 31 (pt 5): 475-478.

Family CREEDIIDAE Sandburrowers

8 genera · 18 species

Apodocreedia de Beaufort 1948

a-, without; *podus*, foot, related to *Creedia* but distinguished by the absence of ventral fins

Apodocreedia vanderhorsti de Beaufort 1948

in honor of Cornelius Jan van der Horst (1889-1951), Head of the Zoology Department, Witwatersrand University (Johannesburg, South Africa), who collected type with his students

Chalixodytes Schultz 1943

chalis, pebble or rubble; *dytes*, diver, referring to its habit of diving and burrowing into fine coral gravel (from where it was captured)

Chalixodytes tauensis Schultz 1943

-ensis, suffix denoting place: Tau, a “beautiful tropical island” at Siulagi Point, American Samoa, type locality

Creedia Ogilby 1898

-ia, belonging to: Ogilby’s friend John Mildred Creed (1842-1930), English-born Australian physician and politician, “to whose unflinching kindness and support my present position in science is mostly due”

Creedia alleni Nelson 1983

in honor of Gerald R. Allen (b. 1942), Western Australia Museum (Perth), who brought this species to Nelson’s attention, for his many contributions to ichthyology

Creedia bilineata Shimada & Yoshino 1987

bi-, two; *lineata*, lined, referring to two stripes on body in life

Creedia haswelli (Ramsay 1881)

in honor of Scottish-born Australian zoologist William Aitchison Haswell (1854-1925), an “esteemed friend”

Creedia partimsquamigera Nelson 1983

partim, partly; *squamigera*, scale bearing, referring to absence of scales on anterior body except for lateral line and a paired predorsal row

Crystalldytes Fowler 1923

crystallus, crystal (i.e., crystalline); *dytes*, diver, referring to how *C. cookei* “moves easily through the moist sand with which it harmonizes to a remarkable degree,” an effect “heightened by its transparent or pellucid body”

Crystalldytes cookei Fowler 1923

in honor of conchologist Charles Montague Cook, Jr. (1874-1948), Bishop Museum, Honolulu, who collected holotype

Crystalldytes enderburyensis Schultz 1943

-ensis, suffix denoting place: reef at Enderbury Island, Phoenix Islands, western Pacific, type locality

Crystalldytes pauciradiatus Nelson & Randall 1985

paucus, few; *radiatus*, rayed, referring to low number of dorsal-, anal- and pectoral-fin rays relative to *C. cookei*

Limnichthys Waite 1904

limno-, pool; *ichthys*, fish, referring to occurrence of *L. fasciatus* in rock pools

Limnichthys fasciatus Waite 1904

banded, presumably referring to a series of transverse bars along upper body and/or black lateral band

Limnichthys marisrubri Fricke & Golani 2012

maris, sea; *rubrus*, red, referring to the Red Sea, where it is endemic

Limnichthys nitidus Smith 1958

neat, elegant or shining, allusion not explained, perhaps referring to robust, fusiform body, which “tapers almost uniformly to snout”

Limnichthys orientalis Yoshino, Kon & Okabe 1999

eastern, known only from the Ryukyu Islands of Japan

***Limnichthys polyactis* Nelson 1978**

poly, many; *actis*, ray, referring to relatively large number of anal-fin rays compared to congeners

***Limnichthys rendahli* Parrott 1958**

in honor of zoologist and artist Hjalmar Rendahl (1891-1969), who reported this species as *L. fasciatus* in 1925

***Myopsaron Shibukawa* 2010**

mys, mouse, referring to “unique globular-shaped fleshy extension at tip of upper jaw, resembling the nose of [a] mouse”; *opsaron*, little fish (derived from *opsarion*, a little fish used as a relish that complements the staple part of a meal), referring to small size, described at 22.1-36.3 mm SL

***Myopsaron nelsoni* Shibukawa 2010**

in honor of Joseph S. Nelson (1937-2011), for his “great” contribution to our knowledge about taxonomy and the systematics of creediine fishes

***Schizochirus Waite* 1904**

schizo-, split; *cheiros*, hand, referring to pectoral fin formed of two sharply contrasted parts, a short upper part of divided rays, and a longer lower part of modified thickened rays

***Schizochirus insolens* Waite 1904**

proud, haughty or arrogant, allusion not explained nor evident

***Tewara Griffin* 1933**

etymology not explained nor evident, nor derived from a Maori name (per Paulin & Roberts, *Rockpool Fishes of New Zealand*, 1992); FishBase says genus is named for Tewara Island, Papua New Guinea, but it does not occur there

***Tewara cranwellae* Griffin 1933**

in honor of Lucy Cranwell (1907-2000), Curator of Botany, Auckland Museum (New Zealand), who brought type to Griffin, then assistant director of the Museum

Family HEMEROCOETIDAE Signalfishes

8 genera · 27 species

***Acanthaphritis* Günther 1880**

acanthus, thorn or spine, presumably referring to forward-pointing spine on preorbital of *A. grandisquamis*; *Aphritis* (= *Pseudaphritis*, Notothenioidei: Pseudaphritidae), presumed closest relative at the time

***Acanthaphritis barbata* (Okamura & Kishida 1963)**

bearded, referring to slender barbel symphysis of upper jaw

***Acanthaphritis grandisquamis* Günther 1880**

grandis, large; *squamis*, scale, referring to large, ciliated scales

***Acanthaphritis ozawai* (McKay 1971)**

in honor of Keiji Ozawa, Captain of the *Umitaka Maru*, vessel from which type was trawled; Ozawa donated type and other fishes to the Western Australian Museum

***Acanthaphritis unoorum* Suzuki & Nakabo 1996**

-orum, commemorative suffix, plural: in honor of Masami Uno and Akira Uno, who collected holotype and some paratypes from the Sea of Japan off Hyogo Prefecture

***Dactylopsaron* Parin 1990**

dactylus, finger, referring to digitiform dermal processes of operculum; *psaron*, Greek for a small fish (derived from *opsarion*, a little fish used as a relish that complements the staple part of a meal), referring to small size (29 mm SL) and its previous use in the names *Pteropsaron* and *Osopsaron*

***Dactylopsaron dimorphicum* Parin & Belyanina 1990**

referring to sexually dimorphic differences in body size and structure and length of first dorsal fin (larger and longer in males, respectively)

***Enigmapercis* Whitley 1936**

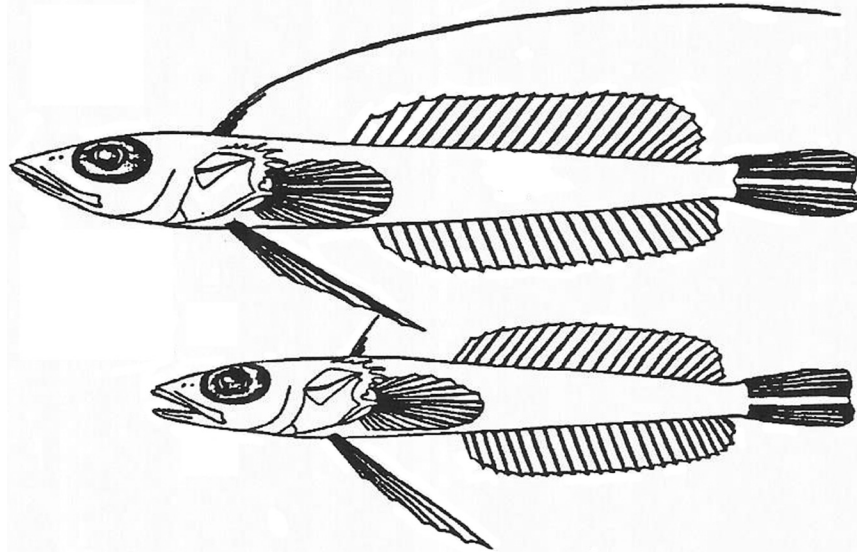
enigma, something obscure or inexplicable, allusion not explained, perhaps referring to separated dorsal fins of *E. reducta*, or to Whitley’s observations (reported in 1937) of the type specimen, “brought to the Museum alive in a small bottle, together with dredged gravel and shells, which it imitated in coloration to a surprising degree. It lay on the bottom and, to increase the disguise, placed some of the shells on its head and shoulders by flicking with its pectoral fins. It was very hardy, living for a surprising time even in formalin”; *percis*, perch, probably referring to its initial placement in the family Parapercidae (=Pinguipedidae, Uranoscopiformes)

***Enigmapercis acutirostris* Parin 1990**

acutus, sharp or pointed; *rostris*, snout, referring to one of its “characteristic features” (translation)

***Enigmapercis reducta* Whitley 1936**

etymology not explained, perhaps reduced, referring to spinous dorsal fin reduced to a couple of small spines,



Dactylopsaron dimorphicum, male above, female below. From: Parin, N. V. 1990. Percophid fishes (Percophidae) from Sala y Gomez Ridge (Southeast Pacific). *Voprosy Ikhtiologii* v. 30 (no. 1): 3-12. English translation in *Journal of Ichthyology* v. 30 (no. 1): 68-79.

and/or separate, referring to how spinous dorsal fin is well separated from soft dorsal fin

Hemerocoetes Valenciennes 1837

based on *hemerokoites* or “day-sleeper” from Oppian, referring to *Uranoscopus scaber* (Uranoscopiformes) or some other fish with upward-facing eyes that buries itself (i.e., “sleeps”) in the sand

Hemerocoetes artus Nelson 1979

narrow, referring to relatively narrow interorbital distance

Hemerocoetes macropthalmus Regan 1914

macro-, large; *ophthalmus*, eye, referring to larger eyes compared to *H. pauciradiatus* (described in the same publication)

Hemerocoetes monopterygius (Schneider 1801)

mono-, one; *pterygius*, fin, proposed in the genus *Callionymus* (Syngnathiformes: Callionymidae) but with one, instead of two, dorsal fins

Hemerocoetes morelandi Nelson 1979

in honor of John “Jock” Munne Moreland (1921-2012), Curator of Ichthyology and Herpetology, National Museum of New Zealand, “in recognition of a fine gentleman and New Zealand ichthyologist”

Hemerocoetes pauciradiatus Regan 1914

paucus, few; *radiatus*, rayed, referring to fewer dorsal- (32 vs. 39) and anal-fin (32 vs. 36) rays compared to *H. macropthalmus* (described in the same publication)

Matsubaraea Taki 1953

named for Kiyomatsu Matsubara (1907-1968), ichthyologist-herpetologist, Kyoto University, as a “slight token of my gratitude for his kind direction in ichthyological observations”

Matsubaraea fusiformis (Fowler 1943)

named for its fusiform or spindle-like shape

Osopsaron Jordan & Starks 1904

os, etymology not explained, perhaps referring to Ose Point, Suruga Bay, Japan, type locality of *O. verecundum*; *opsaron*, Greek for a small fish (derived from *opsarion*, a little fish used as a relish that complements the staple part of a meal), in this case referring to previous placement in *Pteropsaron*

Osopsaron formosense Kao & Shen 1985

-ensis, suffix denoting place: Formosa (Taiwan), where type locality (Guishan Island) is situated (occurs in western Pacific from Taiwan to southern Japan and off New Ireland, Papua New Guinea)

Osopsaron karlik Parin 1985

Russian for dwarf, referring to small size, 20-42 mm SL

Osopsaron verecundum (Jordan & Snyder 1902)

modest, probably referring to low first dorsal and anal fins compared to greatly elevated as in *Pteropsaron evolans*,

its presumed congener at the time

***Pteropsaron* Jordan & Snyder 1902**

ptero-, fin, referring to elevated first dorsal and deep anal fins of *P. evolans*; *psaron*, Greek for a small fish (derived from *opsarion*, a little fish used as a relish that complements the staple part of a meal), referring to small size of *P. evolans*, which reaches 7 cm SL

***Pteropsaron dabfar* Iwamoto 2014**

named for the research vessel *DA-BFAR* of the Philippine Bureau of Fisheries and Aquatic Resources, Department of Agriculture, from which type was trawled

***Pteropsaron evolans* Jordan & Snyder 1902**

flying away, presumably referring to “greatly elevated” first dorsal and anal fins

***Pteropsaron heemstrai* Nelson 1982**

in honor of Phillip C. Heemstra (1941-2019), J.L.B. Smith Institute of Ichthyology (now South African Institute for Aquatic Biodiversity), for “valuable” contributions to ichthyology

***Pteropsaron incisum* Gilbert 1905**

notch, presumably referring to deep notch on tip of snout (also notched on *P. evolans* and *P.* [now *Osopsaron*] *verecundum*)

***Pteropsaron indicum* Victor & Kumar 2019**

Indian, known only from the Lakshadweep Sea (Laccadive Sea) off Kerala, southern India

***Pteropsaron levitoni* Iwamoto 2014**

in honor of herpetologist Alan E. Leviton (b. 1930), Curator Emeritus of the California Academy of Sciences, who “strongly promoted” the publication in which description was published, using his “considerable technical knowledge of desk-top publishing to produce this work, and who provided much advice and support with this paper”

***Pteropsaron longipinnis* Allen & Erdmann 2012**

longus, long; *pinnis*, fin, referring to elongate dorsal and pelvic fins, particularly the latter, which distinguish it from its nearest relative, *P. springeri*

***Pteropsaron natalense* (Nelson 1982)**

-ensis, suffix denoting place: northern KwaZulu-Natal, South Africa, where type locality (off Kosi Bay) is situated

***Pteropsaron neocaledonicum* Fourmanoir & Rivaton 1979**

-icus, belonging to: New Caledonia, where type locality (Isle of Pines) is situated

***Pteropsaron springeri* Smith & Johnson 2007**

in honor of colleague Victor G. Springer (b. 1928), who first collected this species and recognized it as undescribed, for his “many contributions to our knowledge of Indo-Pacific reef fishes, and his unselfish and steadfast dedication to the growth and well being of the collections and the advancement of ichthyology at the National Museum of Natural History”

***Squamicreedia* Rendahl 1921**

squamus, scale, referring to “strikingly large” (translation) cycloid scales; *Creedia* (Creediidae), its presumed closest relative at the time

***Squamicreedia obtusa* Rendahl 1921**

obtuse, referring to broad, rounded snout, protruding a little over the lower jaw

Family HOWELLIDAE Oceanic Basslets

3 genera · 10 species

***Bathysphyraenops* Parr 1933**

bathys, deep, referring to occurrence of *B. simplex* at 213-244 m; *sphyraenops*, presumed to be related to *Parasphyraenops* (Perciformes: Serranidae)

***Bathysphyraenops declivifrons* Fedoryako 1976**

declivis, steep; *frons*, forehead, referring to “characteristic shape [profile] of anterior portion of head” (translation)

***Bathysphyraenops radhae* Rajakrishnan, Rajeeshkumar, Cubelio & Prokofiev 2022**

in honor of the senior author’s late grandmother, Radha

***Bathysphyraenops simplex* Parr 1933**

simple, allusion not explained, perhaps referring to how it differs from species of *Galeagra* (= *Howella*), “chiefly in the simple character” of its “simple, slender” opercular spine [placed in *Howella* without explanation by some workers]

Howella Ogilby 1899

-ella, a diminutive, named after Lord Howe Island, Australia, type locality of *H. brodiei*

Howella atlantica Post & Quéro 1991

-ica, belonging to: proposed as an Atlantic subspecies of the Indo-Pacific *H. brodiei*

Howella brodiei Ogilby 1899

in honor of James Adam Brodie (1858-1940), friend and Visiting Magistrate of Lord Howe Island, Australia (type locality), who has been “indefatigable in his endeavours to assist [Ogilby] in elucidating the ichthyological fauna of this lonely oceanic islet”

Howella pammelae (Heller & Snodgrass 1903)

pam-, all; *melas*, black, referring to black color in life (with metallic-green iridescence)

Howella parini Fedoryako 1976

in honor of ichthyologist Nikolai Vasil'evich Parin (1932-2012), Russian Academy of Sciences

Howella sherborni (Norman 1930)

in honor of Charles Davies Sherborn (1861-1942), English geologist, paleontologist and bibliographer, “to whose extensive and unrivalled knowledge of matters of nomenclature the author is greatly indebted, as a slight appreciation of his magnificent work, the *Index Animalium*”

Howella zina Fedoryako 1976

in honor of ZIN (Zoological Institute, Russian Academy of Sciences), “where type specimens of many deepwater fishes collected by Soviet oceanographic expeditions are stored” (translation)

Pseudohowella Fedoryako 1976

pseudo-, false, referring to its “clear relation” (translation) to *Howella*

Pseudohowella intermedia Fedoryako 1976

intermediate, allusion not explained, probably referring to intermediate appearance between *Howella* species and *Bathysphyrænops declivifrons* (Artém Prokofiev, pers. comm.)

Family SYNGROPIDAE Splitfin Ocean-Basses

4 genera · 17 species

Caraibops Prokofiev & Schwarzhans 2017

caraib, collective name for Indian tribes formerly inhabiting the Caribbean, where *C. trispinosus* occurs; *ops*, appearance, but in this case referring to the “similar sounding” name of the related genus *Parascombrops*

Caraibops trispinosus (Mochizuki & Sano 1984)

tri-, three; *spinosus*, spiny, referring to three anal-fin spines

Kaperangus Prokofiev & Schwarzhans 2017

latinization of the Russian *kaperang*, “an abbreviation for the rank of captain required for long range oceanic cruises; and dedicated to the crews of research vessels who have collected so many marine organisms for scientists”

Kaperangus microlepis (Norman 1935)

micro-, small; *lepis*, scale, referring to smaller scales compared to *Synagrops bellus* and *S. japonicus*, its presumed congeners at the time

Parascombrops Alcock 1889

para-, near, referring to presumed “nearest alliance” with *Scombrops* (Scombroptidae)

Parascombrops analis (Katayama 1957)

anal, referring to three anal-fin spines

Parascombrops argyreus (Gilbert & Cramer 1897)

silvery, referring to color of tail, sides of head, and lower $\frac{3}{5}$ of trunk

Parascombrops glossodon Schwarzhans & Prokofiev 2017

glossa, tongue; *odon*, tooth, referring to teeth on tongue, its main diagnostic character

Parascombrops madagascariensis Schwarzhans & Prokofiev 2017

-ensis, suffix denoting place: shelf and upper slope around Madagascar, type locality (also occurs at Réunion Island)

Parascombrops mochizukii Schwarzhans, Prokofiev & Ho 2017

in honor of ichthyologist Kenji Mochizuki, Natural History Museum and Institution (Chiba, Japan), for his many contributions to the knowledge of acropomatid (including Synagropidae) fishes; he was also the first to record specimens of this species from the western Pacific, then regarded as representing *Synagrops spinosus*

***Parascombrops nakayamai* Schwarzhans & Prokofiev 2017**

in honor of Naohide Nakayama (Kochi University, Japan), who was the first to recognize this species as different from *P. philippinensis* based on a specimen collected from Tosa Bay, near Kochi, Japan

***Parascombrops ohei* Schwarzhans & Prokofiev 2017**

in honor of Fumio Ohe, paleontologist, ichthyologist and evolutionary marine biologist, Nagoya University (Japan), the “otolith specialist who first recognized the presence of a hitherto unrecorded species of *Parascombrops* in the Pliocene record of Japan”

***Parascombrops parvidens* Schwarzhans & Prokofiev 2017**

parvus, small; *dens*, teeth, referring to absence of enlarged canines on dentary

***Parascombrops pellucidus* (Alcock 1889)**

clear or transparent, described as “transparent light brown” in life, “suffused with the pink reflex of the great vessels”

***Parascombrops philippinensis* (Günther 1880)**

-ensis, suffix denoting place: Philippines, type locality (occurs in Red Sea and Indo-West Pacific from East Africa east to Philippines and Papua New Guinea, north to southern Sea of Japan, south to New Caledonia)

***Parascombrops serratospinosus* (Smith & Radcliffe 1912)**

serratus, saw-toothed; *spinosus*, spiny, referring to serrated anterior edges of pelvic-, anal- and second dorsal-fin spines

***Parascombrops spinosus* (Schultz 1940)**

spiny, allusion not explained, perhaps referring to spined dorsal, pelvic and anal fins

***Parascombrops yamanouei* Schwarzhans, Prokofiev & Ho 2017**

in honor of ichthyologist Yusuke Yamanoue, University of Tokyo, for his many contributions to the knowledge of acropomatid (including Synagropidae) fishes; he also recognized that this species might be undescribed

***Synagrops* Günther 1887**

etymology not explained, possibly *synagris*, ancient Greek name of *Dentex dentex* (Acanthuriformes: Sparidae) dating back to Aristotle; *ops*, appearance (although we fail to see a resemblance)

***Synagrops bellus* (Goode & Bean 1896)**

beautiful, allusion not explained, described from a faded specimen with “traces of purplish brown on the upper parts and the head; spinous dorsal with a dark triangular blotch on its upper portion extending from the second to the sixth spine, involving less than half the height of the membrane”

***Synagrops japonicus* (Döderlein 1883)**

Japanese, referring to Tokyo, Japan, type locality (occurs in Indo-West Pacific from East Africa, Madagascar and Réunion Island east to Hawaiian and Gilbert islands, north to southern Japan, south to Western Australia and New Caledonia)

Family MALAKICHTHYIDAE Temperate Ocean-Basses

3 genera · 17 species

***Hemilutjanus* Bleeker 1876**

hemi-, partial, presumed to be related to the snapper or fusilier genus *Lutjanus* (Lutjaniformes: Lutjanidae)

***Hemilutjanus macrophthalmos* (Tschudi 1846)**

macro-, large; *ophthalmos*, eye, referring to its large, dark eyes

***Malakichthys* Döderlein 1883**

malakos, soft, allusion not explained, perhaps referring to “Very delicate head bones” (translation) of *M. griseus*; *ichthys*, fish

***Malakichthys barbatus* Yamanoue & Yoseda 2001**

bearded, referring to numerous spines on chin

***Malakichthys elegans* Matsubara & Yamaguti 1943**

fine or select, allusion not explained, perhaps referring to more slender body compared to *M. griseus* and *M. wakiyai*

***Malakichthys formosus* Ng, Liu & Joung 2023**

-osus (L.), adjectival suffix, i.e., Formosan, referring to Formosa, historical name of Taiwan, where type locality (off Donggang, Pingtung County, northern South China Sea) is situated

***Malakichthys griseus* Döderlein 1883**

gray, referring to uniformly gray color of sides (silvery below)

***Malakichthys levis* Yamanoue & Matsuura 2002**

smooth or bald, referring to absence of tooth-like spines on chin

Malakichthys mochizuki Yamanoue & Matsuura 2002

in honor of ichthyologist Kenji Mochizuki, Natural History Museum and Institution (Chiba, Japan), who “kindly” made his own data and specimens available to the authors [a noun in apposition, without the patronymic “i”]

Malakichthys similis Yamanoue & Matsuura 2004

similar, referring to similarity with *M. griseus*

Malakichthys wakiyae Jordan & Hubbs 1925

in honor of Yojiro Wakiya (also spelled Yohiro Wakia), superintendent of the Korean Government Fisheries Experiment Station, who collected most of the type series [although named after a man, some classically trained zoologists latinized the names of individuals whose names ended with the letter “a” by adding an “e” to the spelling]

Verilus Poey 1860

according to Poey (1871) from *veril*, a Spanish word meaning “haut-fond coupé à pic,” i.e., a steeply cut shoal or sand bank, allusion not explained, whereas Jordan & Evermann (1898) suggest name refers to form of the teeth of *V. sordidus*; Poey originally did not provide an etymology, instead advising the reader, “Do not worry about the origin of the name, the best are not the most etymological by the fact that they seldom have an exclusive meaning” (translation) [our guess is that Poey simply liked the name and applied it to *V. sordidus* without any specific relevance to the fish, which, for the record, occurs over rocky bottoms and is not known to be associated with shoals; in fact, Poey (1860) said it occurred at “great depths (translation)"]

Verilus anomalus (Ogilby 1896)

odd or irregular, probably referring to Ogilby’s being “puzzled” about which family to place this species, guessing that it is an “aberrant Apogonid with sciaenoid affinities”

Verilus atlanticus (Mochizuki & Sano 1984)

-icus, belonging to: Atlantic, referring to its occurrence in the Caribbean Sea (of the western Atlantic)

Verilus costai Schwarzahans, Mincarone & Villarins 2020

in honor of Paulo Alberto Silva da Costa, Federal University of the State of Rio de Janeiro, for his contribution to the knowledge of deep-sea fishes off Brazil

Verilus cynodon (Regan 1921)

cyno-, dog; *odon*, tooth, referring to its “stronger” anterior canines compared to *Acropoma japonicum* (Acropomatidae), its presumed congener at the time

Verilus pacificus (Mochizuki 1979)

-icus, belonging to: referring to distribution in the Pacific Ocean off Japan compared to the distribution of *Neoscombrops annectens* (= *V. cynodon*) in the southwestern Indian Ocean

Verilus pseudomicrolepis (Schultz 1940)

pseudo-, false, i.e., although this species is similar to *Synagrops* (now *Kaperangus*) *microlepis* (Synagropidae), its presumed congener at the time, such an appearance is false

Verilus sordidus Poey 1860

dirty, presumably referring to brownish-violet body color

Verilus starnesi Yamanoue 2016

in honor of zoologist Wayne C. Starnes, North Carolina State Museum of Natural History, who “contributed to the taxonomy of this group and kindly made his own data available”

Family ACROPOMATIDAE Lanternbellies

2 genera · 13 species

Acropoma Temminck & Schlegel 1843

acro-, at the end or tip; *poma*, lid or covering, allusion not explained, perhaps referring to operculum produced into a long denticulated point

Acropoma arafureense Okamoto, Williams, Carpenter, Santos & Kimura 2019

-ensis, suffix denoting place: Arafura Sea, off Northern Territory, Australia, type locality

Acropoma argentistigma Okamoto & Ida 2002

argentinus, silvery; *stigma*, mark or spot, referring to many silver spots around ventral surface of body and on pelvic and anal fins

Acropoma boholense Yamanoue & Matsuura 2002

-ensis, suffix denoting place: Bohol Sea, Philippines, type locality (also occurs in South China Sea)

Acropoma hanedai Matsubara 1953

in honor of Yata Haneda (1907-1995), who studied luminescent organisms, including lanternbellies, and established the Haneda Luminous Pisces Collection at the Yokosuka City Museum (Japan)

***Acropoma heemstrai* Okamoto & Golani 2017**

in honor of ichthyologist Phillip C. Heemstra (1941-2019), South African Institute for Aquatic Biodiversity, for his “great” contributions to studies of percoid fishes from the western Indian Ocean

***Acropoma japonicum* Günther 1859**

Japanese, referring to Japanese Sea, type locality (occurs in western Pacific from northern Việt Nam and China to Japan)

***Acropoma lecorneti* Fourmanoir 1988**

in honor of D. Lecornet of Nouméa, New Caledonia, fisherman and owner of boat from which type was collected

***Acropoma leobergi* Prokofiev 2018**

in honor of Lev (or Leo) Semyonovich Berg (1876-1950), the “patriarch” (translation) of Russian ichthyology, after whom the fishing vessel *Academician Berg* was also named, and from which type series was collected in 1967

***Acropoma musorstom* Okamoto, Randall & Motomura 2021**

named for the acronym MUSORSTOM, for a series of exploratory cruises in the waters of Vanuatu, during which holotype was collected

***Acropoma neglectum* Okamoto & Golani 2017**

overlooked, referring to this species having been identified as *A. japonicum* for a long time

***Acropoma profundum* Okamoto 2014**

deep, collected at 1169-1203 m, deeper than all its congeners

***Acropoma splendens* (Lloyd 1909)**

bright or shining, referring to its scales, “very bright and silvery with a fine blue iridescence”

***Doederleinia* Steindachner 1883**

-*ia*, belonging to: German zoologist Ludwig Döderlein (1855-1936), formerly with the Imperial University at Tokyo, who collaborated with Steindachner in studying the fishes of Japan, and who described (in manuscript) the putative type species *D. orientalis* (= *berycoides*)

***Doederleinia berycoides* (Hilgendorf 1879)**

-*oides*, having the form of: allusion not explained, perhaps referring to similarity with *Beryx decadactylus* (Beryciformes: Berycidae), both of which have reddish bodies and fins and very large eyes

Family SYMPHYSANODONTIDAE Slopefishes

2 genera · 13 species

***Cymatognathus* Kimura, Johnson, Peristiwady & Matsuura 2017**

kymatos, wave; *gnathos*, jaw, referring to characteristic wavy upper contour of lower jaw

***Cymatognathus aureolateralis* Kimura, Johnson, Peristiwady & Matsuura 2017**

aurum, gold; *lateralis*, side, referring to bright yellow marking laterally on body

***Symphysanodon* Bleeker 1877**

symphysis, grown together (*sym*, together; *physis*, growth, body form or appearance); *an-*, without; *odon*, tooth, referring to absence of teeth located over area where the two jaw halves meet (the symphysis)

***Symphysanodon andersoni* Kotthaus 1974**

in honor of William D. Anderson, Jr., Grice Marine Biological Laboratory (Charleston, South Carolina, USA), for his work on *Symphysanodon*, his examination of this species, and sharing his findings with Kotthaus

***Symphysanodon berryi* Anderson 1970**

in honor of marine biologist Frederick H. Berry (1927-2001), National Marine Fisheries Service, who “first brought [this species] to my attention and who has taught me, stimulated my interest, and encouraged me”

***Symphysanodon disii* Khalaf & Krupp 2008**

in honor of Ahmad M. Disi (b. 1942), Professor of Zoology, University of Jordan, for his contributions to our knowledge of the vertebrate fauna of Jordan (type locality)

***Symphysanodon katayamai* Anderson 1970**

in honor of Masao Katayama, (Yamaguchi University, Yamaguchi City, Japan), who made it possible for Anderson to examine specimens of *Symphysanodon* from Japan

***Symphysanodon maunaloae* Anderson 1970**

of Mauna Loa, an active volcano in Hawai‘i, where holotype and paratypes were killed by lava flows in 1915 and 1950, respectively (widely occurs elsewhere in eastern Indian and Pacific oceans)

***Symphysanodon mona* Anderson & Springer 2005**

named for Mona Passage, off west coast of Puerto Rico, type locality



Symphysanodon pitondelafournaisei. From: Quéro, J.-C., J. Spitz and J.-J. Vayne. 2009. *Symphysanodon pitondelafournaisei*: une nouvelle espèce de Symphysanodontidae (Perciformes) de l'île de La Réunion (France, océan Indien). *Cybium* v. 33 (no. 1): 73-77.

***Symphysanodon octoactinus* Anderson 1970**

octo-, eight; *actinus*, rayed, referring to the “usual” number of soft anal-fin rays

***Symphysanodon parini* Anderson & Springer 2005**

in honor of ichthyologist Nikolai Vasil'evich Parin (1932-2012), Russian Academy of Sciences, “who provided the material on which the description is based and who has been of invaluable assistance to us and other ichthyologists for many years”

***Symphysanodon pitondelafournaisei* Quéro, Spitz & Vayne 2009**

of Piton de la Fournaise, an active volcano on Réunion Island, western Mascarenes, southwestern Indian Ocean, whose eruption in 2007 brought type specimens to the surface

***Symphysanodon rhax* Anderson & Springer 2005**

berry or grape, referring to its similarity with *S. berryi*

***Symphysanodon typus* Bleeker 1877**

serving as type of genus

***Symphysanodon xanthopterygion* Anderson & Bineesh 2011**

xanthos, yellow; *pterygion*, fin, referring to yellow coloration of lower caudal-fin lobe

Family EPIGONIDAE Deepwater Cardinalfishes

6 genera · 50 species

***Brephostoma* Alcock 1889**

brephos, fetus, embryo or babe; *stoma*, mouth, presumably referring to “small, oblique, weak” and toothless mouth

***Brephostoma carpenteri* Alcock 1889**

of Carpenter Ridge, Bay of Bengal, type locality (circumglobal in tropical and subtropical seas, including Hawaiian Islands)

***Epigonus* Rafinesque 1810**

epi-, above; *gonus*, angle, referring to slightly curved back of *E. macrophthalmus* (= *telescopus*), angled anteriorly (from first dorsal fin to head)

***Epigonus affinis* Parin & Abramov 1986**

related, referring to similarity with *E. elegans*

***Epigonus angustifrons* Abramov & Manilo 1987**

angustus, narrow; *frons*, front, face or brow, referring to its narrow interorbital space

***Epigonus atherinoides* (Gilbert 1905)**

-oides, having the form of: silversides (*Atherinidae: Atherina*), allusion not explained but probably referring to “extremely elongate” body

***Epigonus bispinosus* Okamoto & Gon 2018**

bi-, two; *spinosus*, spiny, referring to two spines found on symphysis of lower jaw

***Epigonus carbonarius* Okamoto & Motomura 2011**

charcoal, referring to blackish coloration of body and fins

***Epigonus cavaticus* Ida, Okamoto & Sakaue 2007**

living in a cave, referring to sampling location, a cave, depth 20 meters, at Virgin Hole, a southern fringing reef of

Ngemelis Island, Palau

***Epigonus chilensis* Okamoto 2012**

-ensis, suffix denoting place: off Chile in the eastern South Pacific, type locality

***Epigonus constanciae* (Giglioli 1880)**

in honor of Constanza Giglioli (1849-1940), a writer of educational books and Giglioli's wife and "beloved companion" (translation)

***Epigonus crassicaudus* de Buen 1959**

crassus, thick; *cauda*, tail, referring to "thick and relatively tall" (translation) caudal peduncle

***Epigonus ctenolepis* Mochizuki & Shirakihara 1983**

ctenos, comb; *lepis*, scale, referring to ctenoid scales on lateral line

***Epigonus denticulatus* Dieuzeide 1950**

denticulated, i.e., finely toothed or notched, referring to denticulate operculum

***Epigonus devaneyi* Gon 1985**

in honor of Dennis P. Deveney (1938-1983), Invertebrate Zoologist, Bishop Museum (Honolulu), who was lost at sea while diving off the island of Hawai'i

***Epigonus draco* Okamoto 2015**

dragon, referring to slender body and distinct scale pattern in which dark-edged scale pockets form a reticulate pattern on skin

***Epigonus elegans* Parin & Abramov 1986**

elegant or well-proportioned, referring to small size and slender build

***Epigonus elongatus* Parin & Abramov 1986**

referring to its characteristically elongate body

***Epigonus exodon* Okamoto & Motomura 2012**

exo-, out; *odon*, tooth, referring to exposed anteriorly projecting teeth on symphysis of lower jaw

***Epigonus fragilis* (Jordan & Jordan 1922)**

fragile or delicate, referring to "elongate, fragile" body and/or "thin, readily falling" scales

***Epigonus gemma* Okamoto, Baldwin & Long 2024**

Latin for bud, referring to the enlarged conical teeth on each side of the symphysis of the lower jaw

***Epigonus glossodontus* Gon 1985**

glossa, tongue; *odontus*, tooth, referring to long and slender lingual teeth, arranged in a V-shaped patch with the apex pointing anteriorly

***Epigonus heracleus* Parin & Abramov 1986**

named for the fisheries research vessel *Heraki* (Russian for Hercules), from which type specimens were collected from seamounts near the Heezen and Eltanin Fractures in the South Pacific, which are known in Russian ichthyological literature as the Herakles Banks (Artém Prokofiev, pers. comm.)

***Epigonus hexacanthus* Okamoto, Baldwin & Long 2024**

hexa-, six; *acanthus*, thorn or spine, referring to six spines on first dorsal fin

***Epigonus idai* Okamoto & Gon 2018**

in honor of Hitoshi Ida, Professor Emeritus, Kitasato University, School of Marine Biosciences, for his contribution to *Epigonus* and other percoid studies in the Indo-Pacific region

***Epigonus indicus* Idrees Babu & Akhilesh 2020**

-icus, belonging to: India, where type locality (Kavaratti Island, Laccadive Sea) is situated

***Epigonus lenimen* (Whitley 1935)**

a soothing remedy, alleviation, mitigation or solace, allusion not explained nor evident

***Epigonus lifouensis* Okamoto & Motomura 2013**

-ensis, suffix denoting place: Lifou Island, Loyalty Islands, New Caledonia, western South Pacific, type locality

***Epigonus machaera* Okamoto 2012**

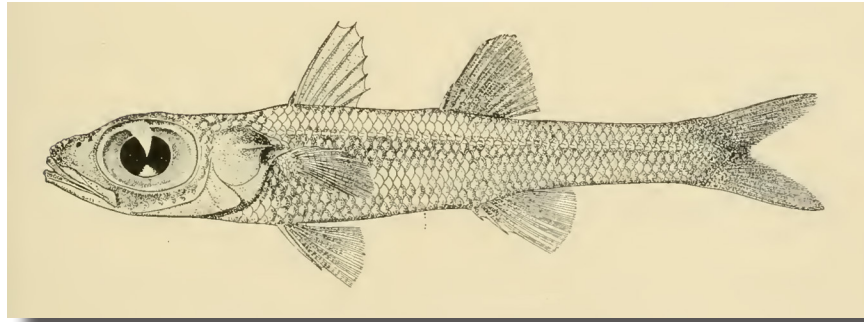
Latin for sword; etymology section says name refers to its slender body, but its tongue is described as "narrow and sword-like" four times in the text

***Epigonus macrops* (Brauer 1906)**

macro-, large; *ops*, eye, 39.7-48.3% of HL

***Epigonus marimonticolus* Parin & Abramov 1986**

maris, sea and *montis*, mountain (i.e., seamount); *-icola*, inhabiting, referring to its occurrence over the Error Seamount and other submarine elevations off southern India and the Farquhar Islands



Epigonus megalops. From: Radcliffe, L. 1912. Descriptions of fifteen new fishes of the family Cheilodipteridae, from the Philippine Islands and contiguous waters. *Proceedings of the United States National Museum* v. 41 (no. 1868): 431-446, Pls. 34-38.

- Epigonus marisrubri* Krupp, Zajonz & Khalaf 2009**
maris, sea; *rubrus*, red, referring to the Red Sea, where it is endemic
- Epigonus mayeri* Okamoto 2011**
in honor of Garry F. Mayer, National Marine Fisheries Service, for his many epigonid studies
- Epigonus megalops* (Smith & Radcliffe 1912)**
mega-, large; *ops*, eye, referring to “very large” elliptical eye
- Epigonus notacanthus* Parin & Abramov 1986**
notus, back; *acanthus*, thorn or spine, referring to free spine on back between joined spinous and soft dorsal fins
- Epigonus occidentalis* Goode & Bean 1896**
western, referring to distribution in the western Atlantic (compared to *E. telescopus* in the eastern Atlantic)
- Epigonus oligolepis* Mayer 1974**
oligos, few; *lepis*, scale, referring to reduced number of lateral line scales (33-36) compared to congeners
- Epigonus pandionis* (Goode & Bean 1881)**
-is, genitive singular of: referring to the fish-hawk or osprey, *Pandion haliaetus carolinensis*, named for the U.S. Fish Commission steamer *Fish Hawk*, from which type was collected
- Epigonus parini* Abramov 1987**
in honor of “noted” (translation) Soviet ichthyologist Nikolai Vasil’evich Parin (1932-2012), Russian Academy of Sciences
- Epigonus pectinifer* Mayer 1974**
pecten, comb; *fero*, to bear, referring to comb-like gill rakers
- Epigonus robustus* (Barnard 1927)**
fat, stout, strong or robust, allusion not explained (body described as “rather elongate”)
- Epigonus telescopus* (Risso 1810)**
far seeing, referring to its large eyes
- Epigonus thai* Prokofiev & Bussarawit 2012**
named after its capture in Thailand waters
- Epigonus tuberculatus* Okamoto & Motomura 2013**
with tubercles, referring to tubercle on inner symphysis of lower jaw
- Epigonus waltersensis* Parin & Abramov 1986**
-ensis, suffix denoting place: Walters Shoal, Madagascar submarine ridge, southwestern Indian Ocean, type locality
- Florenciella* Mead & De Falla 1965**
-ella, diminutive connoting endearment: etymology not explained, perhaps in honor of the senior author’s sister, Florence Mead Mackay
- Florenciella lugubris* Mead & De Falla 1965**
mournful or funereal, presumably referring to color in alcohol, with “uniformly dusk” sides, dark-brown fins, dark eye, and black mouth, pharynx, and abdominal cavities
- Microichthys* Rüppell 1852**
micro-, small, referring to body length of *M. coccoi*, up to 3.0 cm TL; *ichthys*, fish

***Microichthys atlanticus* Fricke, Ordines & Williston 2020**

-*icus*, belonging to: Atlantic Ocean (its congeners occur only in the Mediterranean Sea)

***Microichthys coccoi* Rüppell 1852**

patronym not identified but almost certainly in honor of Italian naturalist-pharmacist Anastasio Cocco (1799-1854), who described many fishes from the Mediterranean Sea of Italy (type locality)

***Microichthys grandis* Fricke & Couperus 2023**

Latin for large, referring to its “unusually large” body size (54.5 mm SL) compared with congeners (16–40 mm SL)

***Microichthys sanzoi* Spartà 1950**

in memory of marine biologist Luigi Sanzo (1874–1940), Spartà’s professor, “who in thirty years of scientific research, made valuable contributions to the knowledge of the development of abyssal Teleostei, of which the Strait of Messina [Mediterranean Sea, Italy, type locality] is prodigal” (translation)

***Rosenblattia* Mead & De Falla 1965**

-*ia*, belonging to: Richard H. Rosenblatt (1930–2014), Scripps Institution of Oceanography, “friend and fellow ichthyologist”

***Rosenblattia robusta* Mead & De Falla 1965**

robust or stout, referring to its more robust body compared to other epigonids

***Sphyraenops* Gill 1861**

Sphyraena, barracuda; *ops*, appearance, allusion not explained, presumably referring to what Poey (1868) later described as its *Picuda* (barracuda)-like shape

***Sphyraenops bairdianus* Poey 1861**

-*ianus*, belonging to: Spencer Fullerton Baird (1823–1887), first curator of the Smithsonian Institution’s National Museum of Natural History

Family POLYPRIONIDAE Wreckfishes***Polyprion* Oken 1817**

poly, many; *prion*, saw, referring to serrations on preopercle and anal- and pelvic-fin spines

***Polyprion americanus* (Bloch & Schneider 1801)**

American, based on a drawing sent by British physician-naturalist John Latham (1740–1837) to Schneider, representing a fish called “*Girom*” in America

***Polyprion oxygeneios* (Schneider & Forster 1801)**

oxy, sharp or pointed; *geneios*, chinned, presumably referring to protruding lower jaw

Family STEREOLEPIDIDAE Giant Sea Basses***Stereolepis* Ayres 1859**

stereos, solid, hard or firm; *lepis*, scale, referring to small but “very hard” scales of *S. gigas*

***Stereolepis doederleini* Lindberg & Krasnyukova 1969**

in honor of German zoologist Ludwig Döderlein (1855–1936), who provided a detailed description and illustration of this species (as *Megaperca ischinagi*, =*S. gigas*) in 1883

***Stereolepis gigas* Ayres 1859**

large, “remarkable for the great size which it attains,” reaching at least 2.5 m and 255 kg

Family LATEOLABRACIDAE Asian Seaperches***Lateolabrax* Bleeker 1855**

presumed to be intermediate between *Lates* (Carangiformes: Latidae) and *Labrax* (= *Dicentrarchus*, Eupercaria: Moronidae)

***Lateolabrax japonicus* (Cuvier 1828)**

Japanese, described from the seas of Japan

***Lateolabrax latus* Katayama 1957**

wide, allusion not explained, perhaps referring to deeper body and/or shorter, stouter caudal peduncle compared to *L. japonicus*

***Lateolabrax lyiuy* (Basilewsky 1855)**

from *Ly-iuy*, its local name in China, meaning “black fish” (said to be blackish in life)

Family GLAUCOSOMATIDAE Pearl Perches***Glaucosoma* Temminck & Schlegel 1843**

glaucos, hoary blue; *soma*, body, referring to nearly uniform bluish-gray body color of the species later named *G. buergeri*

***Glaucosoma buergeri* Richardson 1845**

in honor of physician-biologist Heinrich Bürger (ca. 1804-1858), who collected and illustrated Japanese flora and fauna and provided drawing upon which description is based

***Glaucosoma hebraicum* Richardson 1845**

Hebrew, referring to “Jewfish,” its common name in “colonial” Australia (now known as “dhufish”)

***Glaucosoma magnificum* (Ogilby 1915)**

magnificent, allusion not explained, perhaps referring to coloration: uniform reddish-brown body; many scales on upper surface of head lavender; cheeks and opercles lighter brown with a yellowish tinge; and three dark vertical bands, the first through eye, the second along edge of preopercle, and the third down to pectoral-fin base

***Glaucosoma scapulare* Ramsay 1881**

of the shoulder, referring to scapular bone (pectoral girdle), “free, scaleless, covered with a black skin, rounded and crenulated towards the extremity, and very large”

Family PEMIPHERIDAE Sweepers

2 genera · 85 species

***Parapriacanthus* Steindachner 1870**

para-, near, allusion not explained, possibly referring to how young specimens resemble *Priacanthus* (Priacanthiformes: Priacanthidae)

***Parapriacanthus argenteus* (von Bonde 1923)**

silvery, “especially in anterior half of body and operculum; yellowish in posterior half”

***Parapriacanthus darros* Randall & Bogorodsky 2016**

named for D’Arros Island, Seychelles, type locality

***Parapriacanthus dispar* (Herre 1935)**

dissimilar, allusion not explained nor evident

***Parapriacanthus elongatus* (McCulloch 1911)**

referring to “rather elongate” body compared to *Pempheris affinis*, *P. compressa*, *P. klunzingeri*, and *P. multiradiata*, its presumed Australian congeners at the time

***Parapriacanthus guentheri* (Klunzinger 1871)**

in honor of ichthyologist-herpetologist Albert Günther (1830-1914), British Museum (Natural History)

***Parapriacanthus kwazulu* Randall & Bogorodsky 2016**

named for KwaZulu-Natal, South Africa, type locality

***Parapriacanthus marei* Fourmanoir 1971**

of Maré Island, Loyauté (Loyalty) Islands, New Caledonia, type locality (also occurs at Vanuatu and the Philippines)

***Parapriacanthus punctulatus* Randall & Bogorodsky 2016**

dotted, referring to profusion of dark dots on sides below lateral line that extend well posterior to anal-fin origin (more evident on preserved specimens than in life)

***Parapriacanthus rahah* Randall & Bogorodsky 2016**

named for Rahah Bay, Arabian Sea, Oman, type locality

***Parapriacanthus ransonneti* Steindachner 1870**

in honor of Eugen von Ransonnet-Villez (1838-1926), Austrian diplomat, painter, lithographer, biologist and explorer, who secured type in Nagasaki, Japan

***Parapriacanthus sharm* Randall & Bogorodsky 2016**

named for Sharm el Sheikh, a dive-resort city near the southern end of the Sinai Peninsula in Egypt, type locality (Sharm in Arabic means “narrow passage”; the city contains a narrow isthmus between the Gulf of Aqaba and the Gulf of Suez)

***Pempheris* Cuvier 1829**

a name given by Greek philosopher Numenius of Apamea (late 2nd century AD) to an unknown small fish, which Cuvier applied to this genus

***Pempheris adpersa* Griffin 1927**

besprinkled, referring to body covered with “minute brown dots which require a lens to view them properly”

***Pempheris adusta* Bleeker 1877**

brown or swarthy, presumably referring to blackish band along margin of anal fin, blackish margin on caudal fin, and/or dusky band on anal-fin base

***Pempheris affinis* McCulloch 1911**

related, “very closely allied” to *P. multiradiata* but distinguished by its much smaller scales

***Pempheris analis* Waite 1910**

pertaining to anal fin, “very nearly allied” to *P. oualensis* and *P. otaitensis* but “differing mainly in the constant smaller number” of anal-fin rays

***Pempheris andilana* Randall & Victor 2015**

named for Andilana Beach, Nosy Be, northwestern Madagascar, type locality

***Pempheris argyrea* Randall & Victor 2015**

silvery, referring to overall silvery coloration

***Pempheris bexillon* Mooi & Randall 2014**

Greek for banner or flag, referring to bright-yellow and black dorsal fin

***Pempheris bineeshi* Randall & Victor 2015**

in honor of K. K. Bineesh (b. 1981), ICAR-National Bureau of Fish Genetic Resources (NBFGR) in Kochi, Kerala, for the “extensive” efforts he has made to collect, photograph, and DNA barcode species of *Pempheris* in India

***Pempheris bruggemanni* Randall & Victor 2015**

in honor of Henrich Bruggemann, Laboratoire d'Ecologie Marine, Université de la Réunion, who helped collect type and provided photographs

***Pempheris compressa* (Shaw 1790)**

provisionally identified by Shaw as a sparid but with a “much compressed” body

***Pempheris connelli* Randall & Victor 2015**

in honor of marine biologist Allan D. Connell (1943-2016), whose “untiring efforts to document the fishes of KwaZulu-Natal have resulted in the discovery of many new species. He collected several of the recent lots of the types of this species, as well as numerous specimens, photographs, and tissue samples of other species of fishes from southern Africa.”

***Pempheris convexa* Randall & Victor 2014**

arched outward, referring to strongly rounded dorsal profile of head

***Pempheris cuprea* Randall & Victor 2014**

Latin for copper, referring to its coloration

***Pempheris darvelli* Randall & Victor 2014**

in honor of Brian W. Darvell (b. 1948), chemist and marine conservationist, for his fieldwork in Oman, which resulted in specimens and photographs of this new species

***Pempheris eatoni* Randall & Victor 2014**

in honor of Patrick Eaton, cousin of Allan D. Connell (see *P. connelli*), who collected holotype and five other adult specimens for the authors' study, and for the “special effort to collect fish from the difficult exposed rocky shore of South Africa”

***Pempheris ellipse* Randall & Victor 2015**

reference to longer vertical axis of orbit, giving eye an elliptical shape

***Pempheris erythraea* Kossmann & Räuber 1877**

red, presumably referring to its occurrence in the Red Sea [also known as *P. flavicycla marisrubri* Randall, Bogorodsky & Alpermann 2014, a junior synonym]

***Pempheris familia* Koeda & Motomura 2017**

family, referring to the Ogasawara Islands of Japan, many of which have family-like names (e.g., Chichi-jima, father island; Haha-jima, mother island; Ane-jima, older sister island); Ototo-jima, type locality, and Ani-jima, where underwater photographs were taken, refer to younger and older brothers, respectively

***Pempheris flavicycla* Randall, Satapoomin & Alpermann 2014**

flavus, yellow; *cycla*, ring, referring to bright-yellow ring around pupil (often still apparent in recently preserved specimens)

***Pempheris gasparinii* Pinheiro, Bernardi & Rocha 2016**

in honor of colleague and friend João Luiz Rosetti Gasparini, “one of the pioneers on the study of taxonomy and biodiversity of reef fishes in Brazil and Trindade Island,” who has “contributed to nearly half of the descriptions of reef-fish species from Brazilian waters in the last two decades”



Pempheris ibo. From: Randall, J. E. and B. C. Victor. 2015. Descriptions of thirty-four new species of the fish genus *Pempheris* (Perciformes: Pempheridae), with a key to the species of the western Indian Ocean. *Journal of the Ocean Science Foundation* v. 18: 1-77.

***Pempheris hadra* Randall & Victor 2015**

Greek for thick or stout, referring to its “unusual” stocky body

***Pempheris heemstraorum* Randall & Victor 2015**

-orum, commemorative suffix, plural: in honor of ichthyologists Phillip C. (1941-2019) and Elaine Heemstra, South African Institute for Aquatic Biodiversity, for their “extensive” body of work in ichthyology; they collected and photographed type, along with providing many other specimens and photographs of western Indian Ocean fishes

***Pempheris hollemani* Randall & Victor 2015**

in honor of Wouter Holleman, South African Institute for Aquatic Biodiversity, for his “extensive” research on western Indian Ocean ichthyology; he provided data on this species from two type specimens when they could not be sent on loan

***Pempheris ibo* Randall & Victor 2015**

named for Ibo Island, Mozambique, type locality (also occurs off South Africa)

***Pempheris itoi* Fowler 1931**

in honor of Kumataro Ito, artist aboard U.S. Bureau of Fisheries steamer *Albatross* during the Philippine Expedition (1907-1910), for his many color sketches of Philippine-East Indian fishes

***Pempheris japonica* Döderlein 1883**

Japanese, described from Tokyo, Japan (occurs in western Pacific from southern China and Taiwan to Philippines, north to Korea and southern Sea of Japan)

***Pempheris klunzingeri* McCulloch 1911**

in honor of German physician and zoologist Carl Benjamin Klunzinger (1834-1914), who described this species as *P. muelleri* in 1880, preoccupied by *P. muelleri* Poey 1860 (= *schomburgkii*)

***Pempheris kruppi* Randall, Victor & Aided 2015**

in honor of Friedhelm (Fareed) Krupp, Curator of Fishes, Senckenberg Research Institute (Frankfort, Germany), now Director of the Qatar Natural History Museum (Doha), an “authority” on the fishes of the Gulf of Aden and Red Sea, and principal collector of the first series of type specimens of this species

***Pempheris kuriamuria* Randall & Victor 2015**

named for the Kuriamuria Islands off the south coast of Oman, type locality

***Pempheris leiolepis* Randall & Victor 2015**

leios, smooth; *lepis*, scale, referring to most of its body being covered with cycloid scales (only 2-3 ventral ctenoid scales adjacent to operculum)

***Pempheris malabarica* Cuvier 1831**

-ica, belonging to: Malabar (i.e., southern India), type locality (occurs in Indo-West Pacific from Oman and Pakistan east to Thailand and Cambodia)

***Pempheris mangula* Cuvier 1829**

from *Mangula Kutti*, a local name for a sweeper (actually *P. russellii*) at Vizagapatam on the Coromandel Coast of India, as reported by Russell (1803)

Pempheris megalops Randall & Victor 2015

mega-, large; *ops*, eye, having the largest eyes of any species of the genus that the authors examined

Pempheris micromma Randall & Victor 2015

micro-, small; *omma*, eye, referring to type specimen with smallest known eye in the genus

Pempheris molucca Cuvier 1829

named for the Molucca Islands, Indonesia, type locality

Pempheris multiradiata Klunzinger 1879

multi-, many; *radiatus*, rayed, referring to more dorsal-fin rays than congeners known at the time

Pempheris muscat Randall & Victor 2015

named for the port city of Muscat, Oman, the only locality given for the first museum collection of this species

Pempheris nesogallica Cuvier 1831

-ica, belonging to: *nesos*, island; *Gallia*, France, i.e., Isle-de-France, now known as Mauritius, where type locality (Mascarene Islands) is situated (also occurs off Madagascar)

Pempheris nyctereutes Jordan & Evermann 1902

nycterus, night; *ereutes*, wanderer, allusion not explained, probably referring to nocturnal behavior of sweepers in general, seeking shelter under ledges or in caves, nooks and crannies during the day

Pempheris orbis Randall & Victor 2015

Latin for circle or ring, referring to bright copper ring around pupil of eye

Pempheris ornata Mooi & Jubb 1996

ornamented or ornate, referring to its “spectacular” coloration compared to congeners

Pempheris otaitensis Cuvier 1831

-ensis, suffix denoting place: Otaheite, now known as Tahiti, South Pacific, type locality

Pempheris oualensis Cuvier 1831

-ensis, suffix denoting place: Oulan (now known as Kosrae) Island, Society Islands, type locality (widely occurs elsewhere in Red Sea and Indo-West Pacific)

Pempheris pathirana Randall & Victor 2015

in honor of Yohan Pathirana, Aquamarines International, an aquarium-fish breeder, trader and exporter in Sri Lanka, who provided specimens and photographs of sweepers; he also had his divers search for this species in Trincomalee, where it was collected in 1969 and 1970, but they failed to find it [presumably a noun in apposition, without the patronymic “i”]

Pempheris peza Randall & Victor 2015

Greek for border, referring to very broad blackish border along entire outer edge of caudal fin

Pempheris poeyi Bean 1885

in honor of the “distinguished Cuban naturalist” Felipe Poey (1799-1891), who collected type and bottled it with *P. muelleri* (= *schomburgkii*), not realizing it was a distinct and undescribed species

Pempheris rapa Mooi 1998

named for Rapa Island, French Polynesia, South Pacific, where it is endemic

Pempheris rhomboidea Kossmann & Räuber 1877

rhomboidal, presumably referring to body shape

Pempheris rochai Randall & Victor 2015

in honor of Luiz A. Rocha, Associate Curator of Ichthyology at the California Academy of Sciences, for his “broad body of ichthyological research on the phylogenetics of reef fishes”

Pempheris rubicauda Randall & Victor 2015

ruber, red; *cauda*, tail, referring to bright red-orange coloration of broad central part of caudal fin

Pempheris russellii Day 1888

in honor of surgeon-herpetologist Patrick Russell (1726-1805), who described and illustrated but did not name this sweeper in 1803

Pempheris sarayu Randall & Bineesh 2014

in honor of the junior author’s wife [a noun in apposition, without the matronymic “ae”]

Pempheris sasaki Jordan & Hubbs 1925

in honor of Madoka Sasaki, Professor of Marine Zoology, Imperial University of the Hokkaido (Sapporo), who provided specimens for the authors’ monograph on Japanese fishes

Pempheris schomburgkii Müller & Troschel 1848

in honor of explorer Robert Hermann Schomburgk (1804-1865), in whose *History of Barbados* the description appeared; Schomburgk wrote: “Professor Dr. Muller and Dr. Troschel have had the goodness to describe this

new species under the above specific name. While I recognise the kindness which dictated this distinction, I feel equally reluctant, as on a former occasion, to be the herald of the honour bestowed upon me.”

***Pempheris schreineri* Miranda Ribeiro 1915**

in honor of Carlos Schreiner (1849-1896), German-born Brazilian ornithologist and collector, who discovered this species in a bottle labelled with the name “*P. brasiliensis*” [validity uncertain; perhaps synonymous with *P. poeyi*]

***Pempheris schwenkii* Bleeker 1855**

in honor of H. Schwenk, an infantry major in the Dutch East Indian Army, who sent type to Bleeker

***Pempheris sergey* Randall & Victor 2015**

in honor of Russian ichthyologist Sergey V. Bogorodsky, who collected type, for his “extensive” research documenting the fishes of the Red Sea [a noun in apposition, without the patronymic “i”]

***Pempheris shimoni* Randall & Victor 2015**

named for Shimoni, type locality, a small town in Kenya and a port near the border of Kenya and Tanzania

***Pempheris shirleen* Randall & Victor 2015**

in honor of Shirleen Smith, U.S. National Museum of Natural History, for the many loans of *Pempheris* and other fishes that she has prepared for the senior author [a noun in apposition, without the matronymic “ae”]

***Pempheris smithorum* Randall & Victor 2015**

-orum, commemorative suffix, plural: in honor of J. L. B. Smith (1897-1968) and Margaret Mary Smith (1916-1987), not only for being the collectors of the holotype (in 1952), but also for the major contributions they have made in pioneering ichthyology in South Africa, describing hundreds of species, and writing numerous publications on the fishes of southern Africa

***Pempheris tau* Randall & Victor 2015**

named for the acronym of Tel-Aviv University, in appreciation of their large loan of *Pempheris* specimens from the Red Sea, including the largest specimen of this species

***Pempheris ternay* Randall & Victor 2015**

named for Ternay Marine National Park, on the island of Mahé, Seychelles, type locality

***Pempheris tilman* Randall & Victor 2015**

in honor of Tilman J. Alpermann, Senckenberg Research Institute and Natural History Museum (Frankfurt, Germany), for his studies on Red Sea fishes and his help with loans and collection data from the Museum [a noun in apposition, without, the patronymic “i”]

***Pempheris tiran* Randall & Victor 2015**

named for the Strait of Tiran, Red Sea, type locality, between the tip of Sinai and Saudi Arabia

***Pempheris tominagai* Koeda, Yoshino & Tachihara 2014**

in honor of the late Yoshiaki Tominaga, University of Tokyo, “pre-eminent” Japanese ichthyologist who contributed to the taxonomy and morphology of Pempheridae

***Pempheris trinco* Randall & Victor 2015**

named for Trincomalee, Dutch Point, Sri Lanka (colloquially called “Trinco” by Sri Lankans), type locality

***Pempheris ufuagari* Koeda, Yoshino & Tachihara 2013**

word in the traditional dialect of Okinawa, Japan, meaning “eastern end,” referring to Minami Daito Island, type locality, called “Ufuagari-jima” (*jima*=island) by the Okinawan people before 1885 when the Meiji government of Japan first landed there

***Pempheris vanicolensis* Cuvier 1831**

-ensis, suffix denoting place: Vanikoro Island, Santa Cruz Islands, southwestern Pacific, type locality (widely occurs elsewhere in Red Sea and Indo-West Pacific)

***Pempheris viridis* Randall & Victor 2015**

green, referring to its principal color

***Pempheris wilsoni* Randall & Victor 2015**

in honor of Keith D. P. Wilson (b. 1953), British hydrobiologist, environmentalist, conservationist, and expert on the dragonflies of China, who collected fishes in Oman for the authors’ studies on *Pempheris* and took photographs

***Pempheris xanthomma* Randall & Victor 2015**

xanthos, yellow; *omma*, eye, referring to dominant color of iris in both living and preserved specimens

***Pempheris xanthoptera* Tominaga 1963**

xanthos, yellow; *ptera*, finned, referring to yellow-to-vermillion vertical fins in life

***Pempheris ypsilychnus* Mooi & Jubb 1996**

ypsilon, Greek letter Y; *lynchos*, Greek for lamp or light, referring to Y-shaped posterior organ visible through

body wall, reported to be luminescent

***Pempheris zajonzi* Randall & Victor 2015**

in honor of Uwe Zajonz (b. 1967), Senckenberg Biodiversity and Climate Research Centre (Frankfurt, Germany), who helped collect type

Family BATHYCLUPEIDAE Deepwater Herrings

2 genera · 10 species

***Bathyclupea* Alcock 1891**

bathys, deep; *clupea*, herring, presumed to be the first clupeoid (Clupeiformes) reported from the deep sea

***Bathyclupea hoskynii* Alcock 1891**

in honor of Richard Frazer Hoskyn (1848-1892), British naval officer and Commander of HMS *Investigator*, from which type was collected

***Bathyclupea nikparini* Prokofiev 2014**

in honor of Nikolai Vasil'evich Parin (1932-2012), Russian Academy of Sciences, a "leading Russian ichthyologist and a wonderful person" (translation)

***Bathyclupea schroederi* Dick 1962**

in honor of William C. Schroeder (1895-1977), Harvard's Museum of Comparative Zoology, who collected holotype and several paratypes; his "many publications, the collecting he has done, and his work in the department have greatly enriched the field of ichthyology"

***Neobathyclupea* Prokofiev 2014**

neo, new, i.e., a new genus of *Bathyclupea*

***Neobathyclupea argentea* (Goode & Bean 1896)**

"glittering like silver" per Goode & Bean, referring to "yellowish silvery" color

***Neobathyclupea elongata* (Trunov 1975)**

elongate, referring to body shape, its "most representative character" (translation)

***Neobathyclupea gracilis* (Fowler 1938)**

slender, referring to more slender body compared to *N. megaceps*, described in the same publication

***Neobathyclupea japanotaiwana* (Prokofiev 2014)**

-ana, belonging to: referring to occurrence off the coasts of both Japan and Taiwan

***Neobathyclupea malayana* (Weber 1913)**

-ana, belonging to: etymology not explained, presumably referring to its occurrence in the Malay Archipelago

***Neobathyclupea megaceps* (Fowler 1938)**

mega-, great; *ceps*, head, referring to its "very large head"

***Neobathyclupea melanoptera* Prokofiev, Gon & Psomadakis 2016**

melanos, black; *pterus*, fin, referring to its "jet black" fins

Family PENTACEROTIDAE Armorheads

7 genera · 13 species

Subfamily Histiopterinae Sailfin Armorheads

***Evistias* Jordan 1907**

ev-, latinization of *eu-*, well; *hition*, sail, referring to tall and sail-like dorsal fin

***Evistias acutirostris* (Temminck & Schlegel 1844)**

acutus, sharp; *rostris*, snout, referring to elongated snout

***Histiopterus* Temminck & Schlegel 1844**

hition, sail; *pterus*, fin, referring to sail-like dorsal fin of adults

***Histiopterus typus* Temminck & Schlegel 1844**

serving as type of genus

***Parazanclistius* Hardy 1983**

para-, near, superficially resembling *Zanclistius* but having pelvic-fin base anterior to pectoral-fin base and well-developed scales on opercle and subopercle

***Parazanclistius hutchinsi* Hardy 1983**

in honor of J. Barry Hutchins (b. 1946), Western Australian Museum, for his contributions to the knowledge of Western Australian marine fishes, and his helpfulness in making available to Hardy "considerable amounts of

study material from time to time”

Paristiopterus Bleeker 1876

para-, near and *Histiopterus*, replacement name for *Richardsonia* Castelnau 1872 (preoccupied in fishes); Castelnau said *R. insignis* (= *P. labiosus*) was “almost exactly similar” to *Histiopterus* in body form

Paristiopterus gallipavo Whitley 1944

gallus, chicken; *pavo*, peacock, i.e., turkey, allusion not explained nor evident

Paristiopterus labiosus (Günther 1872)

large-lipped, presumably referring to thick lips densely covered with short papillae

Pentaceropterus Steindachner 1883

opsis, appearance, referring to its *Pentaceros*-like appearance

Pentaceropterus recurvirostris (Richardson 1845)

recurvus, curved upwards; *rostris*, snout, presumably referring to “elongated and concave muzzle”

Zanclistius Jordan 1907

zanklon, Greek for sickle; *hision*, sail, referring to sickle-shaped dorsal fin

Zanclistius elevatus (Ramsay & Ogilby 1888)

raised, allusion not explained, presumably referring to high, sickle-shaped dorsal fin

Subfamily Pentacerotinae

Pentaceros Cuvier 1829

penta-, five; *keras*, horn, referring to five horn-like projections on head of *P. capensis*

Pentaceros capensis Cuvier 1829

-ensis, suffix denoting place: Cape of Good Hope, South Africa, type locality (occurs in southeastern Atlantic and western Indian Oceans from South Africa to Madagascar and Réunion Island)

Pentaceros decacanthus Günther 1859

deca-, ten; *acanthus*, thorn or spine, referring to 10 dorsal-fin spines (compared to 12 on *P. capensis* and 14 on *P. richardsoni*)

Pentaceros japonicus Steindachner 1883

Japanese, described from Tokyo, Japan, and occurring in Pacific Ocean from Ryukyu Islands north to southern Japan, east to Ogasawara (Bonin) Islands and Hawaiian Ridge (also occurs at Chesterfield Islands and Nazca and Sala-y-Gomez ridges)

Pentaceros quinquespinis Parin & Kotlyar 1988

quinque, five; *spinus*, spine, referring to five anal-fin spines

Pentaceros richardsoni Smith 1844

patronym not identified but almost certainly in honor of surgeon-naturalist John Richardson (1787-1865)

Pentaceros wheeleri (Hardy 1983)

in honor of Alwyne C. Wheeler (1929-2005), Curator of Fishes at the British Museum (Natural History), for loans of material and for his “willingness to provide detailed information concerning the specimens in his care”

Family OSTRACOBERYCIDAE Shellskin Alfonsinos

Ostracoberyx Fowler 1934

ostrakon, shell, referring to largely bony head; *Beryx*, classified in Berycoidei (now suborder of Beryciformes) at the time (hence the common name “alfonsino”)

Ostracoberyx dorygenys Fowler 1934

dory, spear or lance; *genys*, cheek, referring to long preopercular spine

Ostracoberyx fowleri Matsubara 1939

in honor of Henry Weed Fowler (1878-1965), Academy of Natural Sciences of Philadelphia, who proposed the genus in 1934

Ostracoberyx paxtoni Quéro & Ozouf-Costaz 1991

in honor of John R. Paxton (b. 1938), Australian Museum (Sydney), who provided type specimens

Family BANJOSIDAE Banjofishes

Banjos Bleeker 1876

tautonymous with *Anoplus banjos* Richardson 1846

***Banjos aculeatus* Matsunuma & Motomura 2017**

spiny, referring to strongly serrated spine at angle of preopercle

***Banjos banjos banjos* (Richardson 1846)**

etymology not explained; presumably a Japanese vernacular for this species dating to “Der Banjos,” as illustrated in Tilesius’ *Atlas zur Reise um die Welt* (1814); Jordan & Thompson (1912) report that the name is derived from *banzai*, the traditional Japanese exclamation meaning “ten thousand years” of long life, and Jordan & Hubbs (1925) report that its Japanese vernacular is *Banzai-dai*, which translates as the Hurrah Porgy

***Banjos banjos brevispinis* Matsunuma & Motomura 2017**

brevis, short; *spinis*, spine, referring to relatively short dorsal-fin spines compared to *B. b. banjos*

***Banjos peregrinus* Matsunuma & Motomura 2017**

strange, referring to its “unusual overall appearance” compared with congeners, particularly its large head and orbit

Family DINOLESTIDAE Long-finned Pike

***Dinolestes* Klunzinger 1842**

dino-, fearfully great (as in dinosaur); *lestes*, plunderer or pirate, allusion not explained, possibly referring to its “quite wide” mouth with “strong” teeth (translation)

***Dinolestes lewini* (Griffith & Smith 1834)**

in honor of “Mr. Lewin,” who illustrated the plates in Griffith & Smith’s book, including the plate on which this species is based, probably John Lewin (1770–1819), who illustrated early volumes of Australian natural history