

The ETYFish Project

© Christopher Scharpf

COMMENTS: 

v. 5.1 - 30 March 2024

Order ACANTHURIFORMES (part 2 of 6)

Family EPHIPPIDAE Spadefishes and Batfishes

8 genera · 15 species

***Chaetodipterus* Lacepède 1802**

di-, two; *pterus*, fin, like and/or related to *Chaetodon* (which at that time included both butterflyfishes and angelfishes), but with a dorsal fin divided into separate spiny and soft portions

***Chaetodipterus faber* (Broussonet 1782)**

name based on *Faber marinus fere quadratus* from Sloane's 1725 *Voyage to Jamaica*, etymology not explained nor evident; *faber* can mean blacksmith, coppersmith, carpenter, artisan, workmanlike and skillful, perhaps referring in some way to the fish's shape, described by Sloane as "almost square with the Fins"

***Chaetodipterus lippei* Steindachner 1895**

in honor of Dr. Lippe (no other information available), who collected a specimen of this fish in Freetown, Sierra Leone, during a voyage of the SM *Helgoland*

***Chaetodipterus zonatus* (Girard 1858)**

banded, referring to six black bars on head and side (faded in large adults)

***Ehippus* Cuvier 1816**

horseman or cavalier (calvaryman), allusion not explained nor evident

***Ehippus goreensis* Cuvier 1831**

-ensis, eastern Atlantic off Gorée, Senegal, type locality

***Ehippus orbis* (Bloch 1787)**

disc, referring to disc-shaped body

***Parapsettus* Steindachner 1875**

para-, near, proposed as a subgenus of *Psettus* (= *Monodactylus*, Eupercaria: Monodactylidae), reflecting its classification at the time

***Parapsettus panamensis* (Steindachner 1875)**

-ensis, suffix denoting place: Pacific coast of Panama, type locality

***Platax* Cuvier 1816**

derived from *platys*, flat, referring to strongly compressed body of *P. teira*; according to Cuvier (1831), he borrowed *Platax* from a name of the Nile Perch, *Lates niloticus*, used by Greco-Egyptian author Athenaeus (late 2nd to early 3rd centuries AD) in the *Deipnosophistae* (an important source of classical Greek recipes sometimes called the oldest surviving cookbook), thinking it was more appropriate for a batfish

***Platax batavianus* Cuvier 1831**

-anus, belonging to Batavia (now Jakarta), Indonesia, type locality (but widely occurs in Indo-West Pacific)

***Platax boersii* Bleeker 1853**

in honor of Major W. J. A. W. Boers (1814-?), Dutch East Indian Army, who supplied Bleeker with fishes, including holotype of this one, from the Dutch East Indies

***Platax orbicularis* (Forsskål 1775)**

circular or disc-shaped, referring to somewhat round body shape

***Platax pinnatus* (Linnaeus 1758)**

finned, referring to very long dorsal and anal fins (especially juveniles)

***Platax teira* (Forsskål 1775)**

latinization of *Teyra*, Arabic name for small (juvenile?) specimens along the Red Sea of Yemen

***Proteracanthus* Günther 1859**

proteros, earlier; *acanthus*, thorn or spine, referring to recumbent spine before dorsal fin

***Proteracanthus sarissophorus* (Cantor 1849)**

sarissa, long spear or pike; *phorus*, bearer, presumably referring to "excessively long" fourth dorsal-fin spine (not counting recumbent spine)

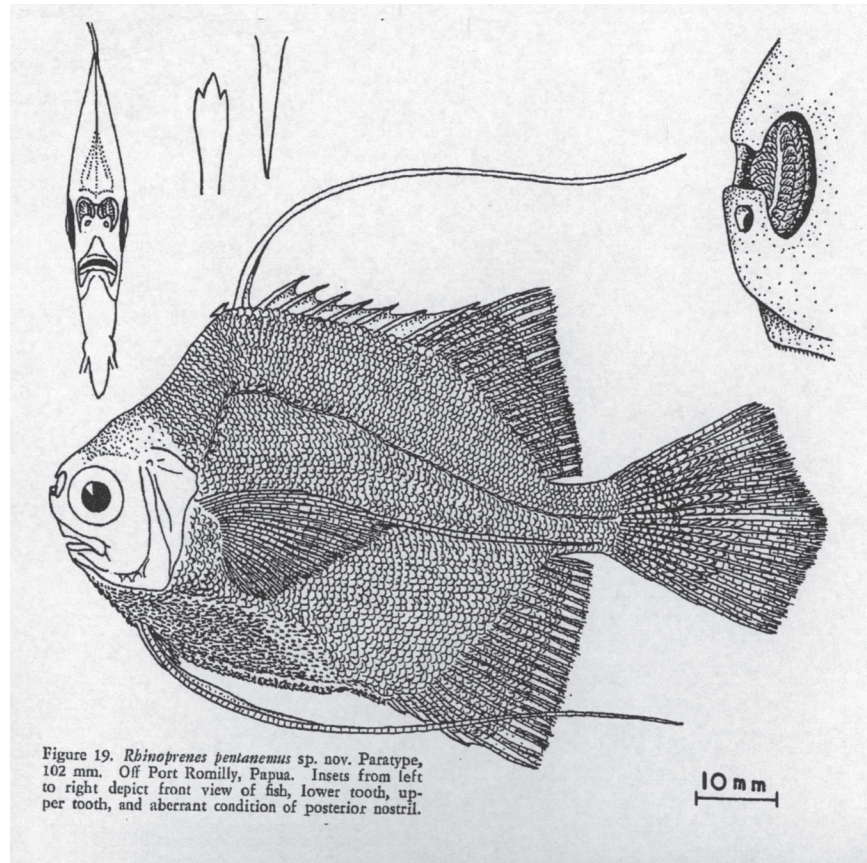


Figure 19. *Rhinoprenes pentanemus* sp. nov. Paratype, 102 mm. Off Port Romilly, Papua. Insets from left to right depict front view of fish, lower tooth, upper tooth, and aberrant condition of posterior nostril.

Rhinoprenes pentanemus. Munro, I. S. R. 1964. Additions to the fish fauna of New Guinea. *Papua New Guinea Agricultural Journal* v. 16 (no. 4): 141-186, 1 map.

***Rhinoprenes* Munro 1964**

rhinos, snout; *prenes*, hanging forward, referring to swollen, bluntly rounded snout “strongly projecting above a small inferior mouth”

***Rhinoprenes pentanemus* Munro 1964**

penta-, five; *nemus*, thread, referring to long dorsal-, pectoral- and ventral-fin filaments that reach base of tail or beyond

***Tripterodon* Playfair 1867**

tri-, three; *pterus*, fin; *odon*, tooth, presumably referring to three anal-fin spines and several rows of large, moveable tricuspid teeth in both jaws

***Tripterodon orbis* Playfair 1867**

circle, presumably referring to round-shaped body

***Zabidius* Whitley 1930**

etymology not explained nor evident

***Zabidius novemaculeatus* (McCulloch 1916)**

novem, nine; *aculeatus*, spined, referring to nine dorsal-fin spines

Family LEIOGNATHIDAE Ponyfishes or Slipmouths

10 genera · 52 species

Subfamily Leiognathinae

***Aurigequula* Fowler 1918**

auriga, coachman, referring to long, whip-like dorsal- and anal-fin spines, like a coachman’s whip; *Equula*, general suffix for ponyfishes, diminutive of *equus*, horse, i.e., colt, foal or mare (and possible source of the common name “ponyfish”), introduced by Forsskål (1775), who believed *Leiognathus equula* was a small mackerel (*Scomber*, original

genus), called *cavalla* (mare) in Spain and Portugal

***Aurigequula fasciata* (Lacepède 1803)**

banded, referring to narrow, dusky or yellowish bars on upper sides (most broken into spots ventrally)

***Aurigequula longispinis* (Valenciennes 1835)**

longus, long; *spinis*, from *spina*, thorn, referring to long, whip-like dorsal- and anal-fin spines [often but incorrectly treated as an adjective, *longispina*]

***Leiognathus* Lacepède 1802**

leios, smooth; *gnathus*, jaw, referring to jaws without “proper” (translation) teeth (they are small and weak)

***Leiognathus bindoides* (Bleeker 1851)**

-oides, having the form of: allusion not explained, perhaps referring to similarity to *Photopectoralis bindus*

***Leiognathus edwardsi* Evermann & Seale 1907**

in honor of Brig. Gen. Clarence R. Edwards (1859-1931), U.S. Army, Chief of the Bureau of Insular Affairs, U.S. War Department; he acquired a collection of Filipino fishes, including type of this one, during the Philippine-American War (1899-1902)

***Leiognathus equula* (Forsskål 1775)**

diminutive of *equus*, horse, i.e., colt, foal or mare (and possible source of the common name “ponyfish”); according to Cuvier (1815), Forsskål applied this diminutive believing this fish was a small mackerel (*Scomber*, original genus), called *cavalla* (mare) in Spain and Portugal

***Leiognathus mazavasaoka* (Baldwin & Sparks 2011)**

from the Malagasy words *mazava*, lighted or illuminated, and *saoka*, chin, referring to translucent gular (chin) patch (selection of Malagasy alludes to its occurrence throughout coastal Madagascar)

***Leiognathus parviceps* (Valenciennes 1835)**

parvus, small; *ceps*, head, referring to smaller head compared to congeners known at the time

***Leiognathus robustus* Sparks & Dunlap 2004**

stout or full-bodied, referring to its robust nature and large size compared to all congeners except *L. equula*, its sister taxon, and *L. fasciatus* (now *Aurigequula fasciata*)

***Leiognathus ruconius* (Hamilton 1822)**

from *Ruconi chanda*, its local name along the Ganges River estuaries of India

***Leiognathus striatus* James & Badrudeen 1991**

striped, referring to as many as 11 distinct yellowish bands (gray in alcohol) on upper sides of body

Subfamily Gazzinae

***Deveximentum* Fowler 1904**

devexum, hanging or declining down; *mentum*, chin, referring to very oblique chin of *D. insidiator*

***Deveximentum hanedai* (Mochizuki & Hayashi 1989)**

in honor of Yata Haneda (1907-1995), who studied luminescent organisms, including ponyfishes, and established the Haneda Luminous Pisces Collection at the Yokosuka City Museum (Japan)

***Deveximentum indicium* (Monkolprasit 1973)**

marked, allusion not explained, perhaps referring to 15-22 irregular vertical dark markings consisting of dots and dashes dorsolaterally on body

***Deveximentum insidiator* (Bloch 1787)**

ambusher or lurker, presumably referring to its highly protrusible mouth, which extends to form an upwardly pointed tube to suck in invertebrate organisms (perhaps Bloch believed it snatched and sucked in bigger prey)

***Deveximentum interruptum* (Valenciennes 1835)**

interrupted, referring to how lateral line ends before caudal peduncle

***Deveximentum mekranense* Alavi-Yeganeh, Khajavi & Kimura 2021**

-ensis, suffix denoting place: Mekran (also spelled Mokran, Makran and Mecran), old Persian name for the Gulf of Oman, only known area of occurrence [originally spelled *mekranensis*; emended to agree with neuter gender of *Deveximentum*]

***Deveximentum megalolepis* (Mochizuki & Hayashi 1989)**

megalo-, large; *lepis*, scale, referring to large cheek and body scales compared to congeners then placed in *Secutor* (= *Leiognathus*)

***Equulites* Fowler 1904**

-ites, like: proposed as a subgenus of *Leiognathus*, previously known as *Equula*, tautonymous with *Leiognathus equula* (see above)

***Equulites aethopos* Suzuki & Kimura 2017**

aethes, unusual or strange; *opos*, face, referring to shape of head (although shape is not described), perhaps referring to straight anterodorsal profile of *E. elongatus* species group

***Equulites berbis* (Valenciennes 1835)**

from *Berbis*, one of two Arabic names for this species along the Red Sea (the other is *Melliet*)

***Equulites elongatus* (Günther 1874)**

elongate, height of body nearly 1/5 of SL

***Equulites laterofenestra* (Sparks & Chakrabarty 2007)**

lateralis, of the side; *fenestra*, window, referring to expansive cornucopia-shaped translucent lateral flank patch in males

***Equulites leuciscus* (Günther 1860)**

leukiskos, Greek word for chub, probably derived from *leukos*, white, allusion not explained, possibly referring to silvery coloration

***Equulites macrolepis* Suzuki, Osmany & Kimura 2023**

macro-, long or large; *lepis*, scale, referring to larger scales (and therefore fewer scale rows) compared with congeners

***Equulites oblongus* (Valenciennes 1835)**

referring to oblong body shape

***Equulites popei* (Whitley 1932)**

in honor of Thomas E. B. Pope, scientific assistant in the U.S. Bureau of Fisheries; replacement name for *Leiognathus elongatus*, co-described by Pope in 1906, preoccupied in *Leiognathus* by *Equula elongata* Günther 1874

***Equulites rivulatus* (Temminck & Schlegel 1845)**

rivulated, i.e., marked by irregular streaks, referring to “numerous blackish flexuous stripes” (translation) on back

***Equulites ryukyuensis* Kimura & Suzuki 2023**

ensis-, Latin suffix denoting place: Ryukyu Kingdom, historical name for Okinawa Prefecture, Japan, type locality

***Eubleekeria* Fowler 1904**

eu-, good or well; *-ia*, belonging to: Dutch medical doctor and ichthyologist Pieter Bleeker (1819-1878), the “most voluminous of writers in Ichthyology, and whose work on the fishes of Sumatra is the most complete ever given”

***Eubleekeria jonesi* (James 1971)**

in honor of biologist Santhappan Jones (1910-1997), Director, Central Marine Fisheries Institute (Kochi, India), “in grateful acknowledgement of his interest” in James’ work

***Eubleekeria kupanensis* (Kimura & Peristiwady 2005)**

-ensis, suffix denoting place: Kupang, Timor, Indonesia, type locality

***Eubleekeria rapsoni* (Munro 1964)**

in honor of Alan Morris Rapson (1912-2001), Chief of the Division of Fisheries, Department of Agriculture, Stock and Fisheries, Papua New Guinea, who collected and supplied Munro with many fishes for identification, including presumably this one

***Eubleekeria splendens* (Cuvier 1829)**

bright or shining, based on a description in Russell (1803), who described sides as “shining white, changing in different lights like mother of pearl”

***Gazza* Rüppell 1835**

local name for *G. equulaeformis* (= *minuta*) in *Eritrea*, type locality

***Gazza achlamys* Jordan & Starks 1917**

a-, without; *chlamys*, cloak, referring to scaleless back

***Gazza dentex* (Valenciennes 1835)**

with large teeth, referring to its long and pointed teeth

***Gazza minuta* (Bloch 1795)**

small, presumably referring to “kleine Makrele” and “little Mackrel,” its common names in German and English, respectively, as reported by Bloch

***Gazza rhombea* Kimura, Yamashita & Iwatsuki 2000**

diamond shaped, referring to deep-bodied profile

***Gazza squamiventralis* Yamashita & Kimura 2001**

squamis, scale; *ventralis*, ventral, referring to ventrolateral surface of body scaled anterior to a line from pectoral fin base to pelvic fin origin

Karalla Chakrabarty & Sparks 2008

local name for ponyfishes in Sri Lanka and surrounding region, where members of this genus commonly occur

***Karalla daura* (Cuvier 1829)**

etymology not explained nor evident, possibly a local name at Vizagapatam on the Coromandel Coast of India (type locality)

***Karalla dussumieri* (Valenciennes 1835)**

in honor of Jean-Jacques Dussumier (1792-1883), French voyager and merchant, who provided type from the Coromandel coast of India

Nuचेquula Whitley 1932

nuch-, nuchal, referring to saddle-shaped nuchal marking on *N. nuchalis* (present on all members of genus); *Equula*, general suffix for ponyfishes, diminutive of *equus*, horse, i.e., colt, foal or mare (and possible source of the common name “ponyfish”), introduced by Forsskål (1775), who believed *Leiognathus equula* was a small mackerel (*Scomber*, original genus), called *cavalla* (mare) in Spain and Portugal

***Nuचेquula blochii* (Valenciennes 1835)**

in honor of physician-naturalist Marcus Elieser Bloch (1723-1799), who possessed a specimen of this species in his natural-history cabinet; he named it “*Zeus notatus*” but never published a description

***Nuचेquula flavaxilla* Kimura, Kimura & Ikejima 2008**

flavus, yellow; *axilla*, axil, referring to prominent yellow marking behind pectoral-fin base

***Nuचेquula gerreoides* (Bleeker 1851)**

-oides, having the form of: allusion nor explained but clearly referring to its similarity to members of the mojarra genus *Gerres* (Gerreiformes: Gerreidae)

***Nuचेquula glenysae* Kimura, Kimura & Ikejima 2008**

in honor of Glenys Jones (b. 1952), now with the Tasmanian Parks & Wildlife Service, who revised the ponyfishes of Australia in 1985

***Nuचेquula longicornis* Kimura, Kimura & Ikejima 2008**

longus, long; *cornis*, horn, referring to long second dorsal-fin spine

***Nuचेquula mannusella* Chakrabarty & Sparks 2007**

mannus, pony, referring to ponyfish, common name for family; *sella*, saddle, referring to saddle-shaped nuchal marking present on all members of genus

***Nuचेquula nuchalis* (Temminck & Schlegel 1845)**

nuchal (of the nape), referring to saddle-shaped nuchal marking (present on all members of genus)

***Photolateralis* Sparks & Chakrabarty 2015**

photos, light; *lateralis*, of the side, unique among ponyfishes in possessing a translucent mid-lateral flank stripe (absent or poorly developed in females)

***Photolateralis antongil* (Sparks 2006)**

named for Antongil Bay, northeastern Madagascar, presumed type locality (described from specimens purchased at a market supplied by fishermen who work on Antongil Bay)

***Photolateralis moretoniensis* (Ogilby 1912)**

-ensis, suffix denoting place: Moreton Bay, off Moreton Island, Queensland, Australia, type locality

***Photolateralis polyfenestrus* Sparks & Chakrabarty 2019**

poly, many; *fenestrus*, window, referring to translucent midlateral flank stripe comprised of multiple independent translucent windows

***Photolateralis stercorarius* (Evermann & Seale 1907)**

relating to dung, referring to numerous vermiculate brownish lines on upper half of body, like fly-specks

***Photopectoralis* Sparks, Dunlap & Smith 2005**

photos, light; *pectoralis*, pectoral region or chest, referring to pectoral-axil luminescence produced by males

***Photopectoralis aureus* (Abe & Haneda 1972)**

gold, referring to “luminous organ glittering like gold around the esophagus” (also described as a “beautiful ... metallic [*sic*] golden glitter”)

***Photopectoralis bindus* (Valenciennes 1835)**

latinization of Bindoo from *Bindoo-karah*, its local name at Vizagapatam on the Coromandel Coast of India as reported by Russell (1803)

***Photopectoralis hataii* (Abe & Haneda 1972)**

in honor of the late Shinkishi Hatai (1876-1963), founder of the Palau Tropical Marine Biological Laboratory, where, through his “courtesy,” the authors studied during their 20s

***Photopectoralis panayensis* (Kimura & Dunlap 2003)**

-ensis, suffix denoting place: Panay Island, Philippines, type locality

Family SCATOPHAGIDAE Scats

2 genera · 3 species

***Scatophagus* Cuvier 1831**

skatos, dung; *phaga*, to eat, referring to its “singular taste for human excrement” (translation) [note: although said to opportunistically feed on human waste dumped into the water, this behavior has not been confirmed in diet studies]

***Scatophagus argus* (Linnaeus 1766)**

Argus, mythical hundred-eyed guardian of Io, whose eyes after death were transformed into the feathers of a peacock, referring to brown to red-brown spots on body (fainter or restricted to upper body on adults)

***Scatophagus tetracanthus* (Lacepède 1802)**

tetra, four; *acanthus*, spine or thorn, referring to four anal-fin spines

***Selenotoca* Myers 1936**

selene, moon; *tokos*, offspring, i.e., born of the moon, allusion not explained nor evident

***Selenotoca multifasciata* (Richardson 1846)**

multi-, many; *fasciatus*, banded, referring to dark vertical bars along upper side of body

Family ANTIGONIIDAE

1 genus · 18 species

***Antigonia* Lowe 1843**

etymology not explained, probably *anti-*, against and *goneus*, ancestor, referring to how *A. capros* “forms a most distinct genus, throwing considerable light on the affinities of several other genera, which, before its discovery, had been placed very much at random”

***Antigonia aurorosea* Parin & Borodulina 1986**

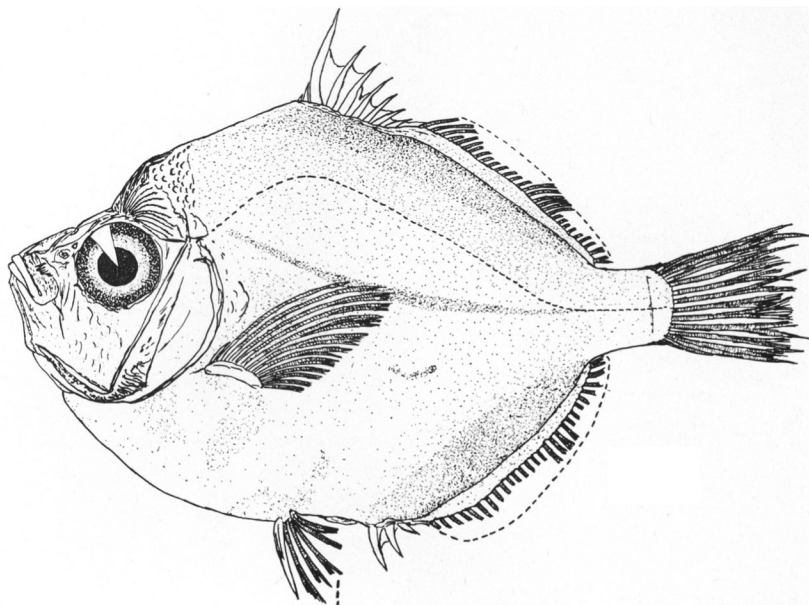
auro-, gold; *rosea*, rosy, referring to its golden-rosy color in life

***Antigonia capros* Lowe 1843**

boar, but in this case referring to the genus *Capros* (Caproidae), presumed to be confamilial at the time

***Antigonia combatia* Berry & Rathjen 1959**

-ia, belonging to: M/V *Combat*, chartered by the U.S. Fish and Wildlife Service primarily for deepwater trawling exploration off the Atlantic coast of the southeastern United States; collections made with this vessel (which burned and sank off México in December 1957), including type of this species, added “greatly” to our biological knowledge of the area



Antigonia combatia. From: Berry, F. H. and W. F. Rathjen. 1959. A new species of the boarfish genus *Antigonia* from the western Atlantic. *Quarterly Journal of the Florida Academy of Sciences* v. 21 (no. 3) [for 1958]: 255-258.

***Antigonia emanuela* Prokofiev, Psomadakis & Gon 2020**

in honor of scientific illustrator Emanuela D'Antoni, Food and Agriculture Organization of the United Nations (FAO), for her “valuable contribution to our knowledge of the world’s aquatic biodiversity through the production of more than 30.000 drawings of species included in FAO’s national, regional and global species identification tools for fisheries purposes” [a noun in apposition, without the matronymic “*ae*”]

***Antigonia eos* Gilbert 1905**

Eos, goddess of morning-glow, presumably referring to light-red color in life

***Antigonia hulleyi* Parin & Borodulina 2005**

in honor of Percy Alexander “Butch” Hulley (b. 1941), Iziko South African Museum, where type specimens are housed and made analysis of them possible

***Antigonia indica* Parin & Borodulina 1986**

Indian, referring to type locality in northern Indian Ocean off peninsular (south) India

***Antigonia kenya*e Parin & Borodulina 2005**

of Kenya, referring to type locality off coast of Kenya, western Indian Ocean

***Antigonia malayana* Weber 1913**

-*ana*, belonging to: etymology not explained, Malay, presumably referring to its occurrence in the Malay Archipelago

***Antigonia ovalis* Parin & Borodulina 2006**

oval, referring to body shape

***Antigonia quioproqua* Parin & Borodulina 2006**

qui pro qua, Latin for “one instead of another,” referring to how almost all specimens, including holotype, were included as paratypes into the type series of *A. saya*

***Antigonia rhomboidea* McCulloch 1915**

-*oides*, having the form of: rhomboid, presumably referring to body shape

***Antigonia rubescens* (Günther 1860)**

reddish, allusion not explained but clearly referring to light reddish-orange body color

***Antigonia rubicunda* Ogilby 1910**

reddish, referring to rose-pink body color

***Antigonia saya* Parin & Borodulina 1986**

named for Saya de Malha Bank, western Indian Ocean, type locality

***Antigonia socotrae* Parin & Borodulina 2006**

of the Socotra Slope, Indian Ocean, only known area of occurrence

***Antigonia undulata* Parin & Borodulina 2005**

wavy, referring to upper anterior profile, moderately steep but typically with notches above the eye

***Antigonia xenolepis* Parin & Borodulina 1986**

xenos, strange or foreign (i.e., different); *lepis*, scale, referring to unusual scales on ventral parts of body, with thick and blunt finger-like ctenii

Family SIGANIDAE Rabbitfishes

1 genus & subgenus · 32 species

***Siganus* Forsskål 1775**

latinization of *Sidjan* and/or *Sigian* (=rabbitfish), Arabic names for *S. rivulatus* along the Red Sea of Yemen (type locality)

Subgenus ***Siganus******Siganus argenteus* (Quoy & Gaimard 1825)**

silvery, referring to “beautiful silver” (translation) color of cheeks and middle and lower body

***Siganus canaliculatus* (Park 1797)**

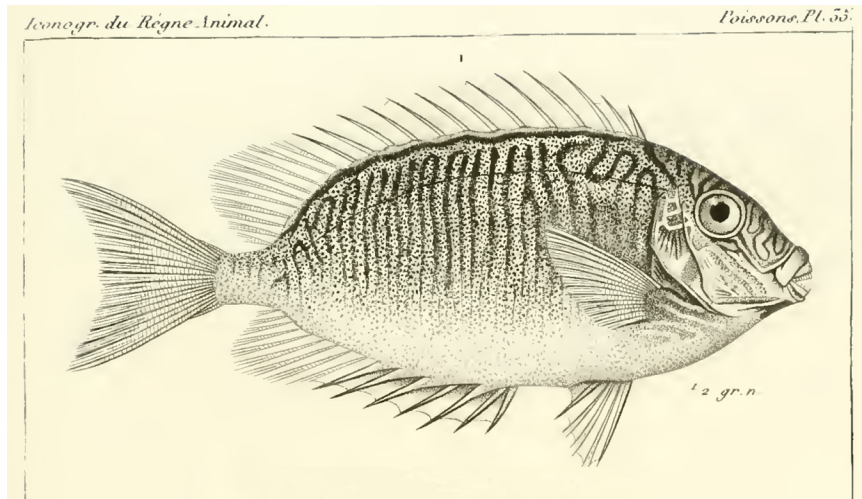
channeled or grooved; Park described fin spines as canaliculate, probably referring to anterolateral grooves along dorsal- and anal-fin spines (which Park did not know contain venom glands, common to all rabbitfishes)

***Siganus corallinus* (Valenciennes 1835)**

pertaining to coral, derived from its local name in the Seychelles, *cordonnier de coral* (coral shoemaker), perhaps referring to its occurrence in the coral-rich areas of lagoons (*cordonnier* is a local name for rabbitfishes in the former French colonies of Seychelles and Mauritius dating from the early 1800s; see *S. sutor*, below)

***Siganus doliatus* Guérin-Méneville 1829-34**

barred, presumably referring to ~30 bars on body, yellow above, rosy below, variously joined below base of dorsal



Siganus doliatus. From: Guérin-Ménéville, F. E. 1829-38 [name dates from 1829-34]. *Iconographie du Règne animal de G. Cuvier*. I. Planches des Animaux Vertébrés. Paris. IV, Poissons: 1-44, Pls. 1-70.

fin with free ends tapering away just above belly [name dates to a plate from a series of plates published over the course of several years; date range usually given as 1829-38 but almost certainly published by 1834 based on copy of plate published elsewhere in 1834]

***Siganus fuscescens* (Houttuyn 1782)**

darkish, presumably referring to brown or darker upper body (fading to silvery below)

***Siganus guttatus* (Bloch 1787)**

spotted, referring to brown-red spots on sides, “shaped like wafers” (translation)

***Siganus insomnis* Woodland & Anderson 2014**

sleepless (insomniac), referring to its preference for feeding at night

***Siganus javus* (Linnaeus 1766)**

latinization of Java, Indonesia, from where it was first mentioned (Valentyn 1726) in the literature (occurs in Indo-West Pacific from Persian Gulf east to Vanuatu, north to southern China, south to northern Australia)

***Siganus labyrinthodes* (Bleeker 1853)**

-oides, having the form of: a labyrinth, allusion not explained but probably referring to head, back and sides with “numerous thin, blue bands arranged variously, undulating, reticulating, transverse and horizontal” (translation)

***Siganus laqueus* von Bonde 1934**

trap or snare, from *Chafi Uzio* (*Chafi*=kind of fish, *Uzio*=trap), Swahili name for this fish, probably referring (per von Bonde) to its frequent capture in fish traps used by fishermen of Zanzibar, Tanzania (type locality)

***Siganus lineatus* (Valenciennes 1835)**

lined, described as having 9-10 wavy bands or lines, tawny in color, running length of body

***Siganus luridus* (Rüppell 1829)**

pale yellow, name coined by its collector, Christian Gottfried Ehrenberg (1795-1876), who described its body color as yellow brown, with many fine pale yellow lines (per Valenciennes 1835), yet Rüppell described the color as bluish black with some irregular, lighter spots and a yellowish ring around pupil

***Siganus margaritiferus* (Valenciennes 1835)**

margarita, pearl; *fero*, to bear, referring to small, pearly spots on body of adults

***Siganus puelloides* Woodland & Randall 1979**

-oides, having the form of: referring to similarity of this Indian Ocean species to the Pacific *S. puellus*

***Siganus puellus* (Schlegel 1852)**

little boy, allusion not explained nor evident

***Siganus punctatissimus* Fowler & Bean 1929**

very spotted, referring to body “everywhere with minute gray dots”

***Siganus punctatus* (Schneider & Forster 1801)**

spotted, referring to golden-yellow spots on head, body and caudal fin

***Siganus randalli* Woodland 1990**

in honor of John E. Randall (1924-2020), Bishop Museum (Honolulu), who drew Woodland's attention to this species and offered "considerable help" during the course of his revision of the family

***Siganus rivulatus* Forsskål & Niebuhr 1775**

rivulated, i.e., marked by irregular streaks, referring to yellow streaks on sides

***Siganus spinus* (Linnaeus 1758)**

thorn or spine, presumably referring to procumbent spine anterior to dorsal fin (the only spine Linnaeus mentioned), but name could also refer to strong (and venomous) spines on dorsal, anal and pelvic fins

***Siganus stellatus* (Forsskål 1775)**

covered with stars, presumably referring to small, close-set, dark-brown-to-black hexagonal spots all over body and caudal fin

***Siganus studeri* (Peters 1877)**

in honor of Swiss zoologist Théophile Rudolphe Studer (1845-1922), member of the German expedition (1874-76) aboard the frigate *Gazelle*, during which type was collected

***Siganus sutor* (Valenciennes 1835)**

shoemaker or cobbler, from the French *cordonnier*, local name for rabbitfishes in the former French colonies of Seychelles (type locality) and Mauritius dating from the early 1800s, allusion not explained; the skin of siganids is too thin to be tanned to make shoes, but the fin spines could have been used to puncture leather (David J. Woodland, pers. comm.)

***Siganus trispilos* Woodland & Allen 1977**

tri-, three; *spilos*, mark or spot, referring to three chocolate brown patches on sides above the midline

***Siganus vermiculatus* (Valenciennes 1835)**

referring to narrow vermiculate dark-brown bands on body in living specimens (vermiculate pattern obscure or lost in alcohol)

***Siganus virgatus* (Valenciennes 1835)**

striped, presumably referring to two diagonal brown bands, one from nape to chin, the other from base of 4th or 5th dorsal spines to base of pectoral fin

***Siganus woodlandi* Randall & Kulbicki 2005**

in honor of David J. Woodland, University of New England (New South Wales, Australia), for his research on rabbitfish systematics

Subgenus *Lo* Seale 1906

"Polynesian name used in Samoa for the three species of Siganidae that occur there; however, none of the five species of siganid assigned to the subgenus *Lo* occur in Samoa; in fact, their distribution does not include a single locality where the name *Lo* is used" (David J. Woodland, pers. comm.)

***Siganus magnificus* (Burgess 1977)**

splendid, referring to its beautiful color pattern

***Siganus niger* Woodland 1990**

black, referring to black appearance (apart from bright-yellow pectoral fins) in its natural habitat

***Siganus unimaculatus* (Evermann & Seale 1907)**

uni-, one; *maculatus*, spotted, referring to large, round brownish-black spot on lateral line under base of last three dorsal spines and first dorsal ray

***Siganus uspi* Gawel & Woodland 1974**

in honor of U.S.P., named "as a courtesy to those peoples of the Pacific region who support the University of the South Pacific (U.S.P.), which provided both authors with facilities to study the fishes of the region"

***Siganus vulpinus* (Schlegel & Müller 1845)**

fox-like, allusion not explained, perhaps referring to pointed snout (rabbitfishes in the subgenus *Lo* are commonly called "foxface")

Family CAPROIDAE Boarfish***Capros* Lacepède 1802**

kapros, Greek for boar, referring to its "somewhat cylindrical snout, terminated by a fairly small opening and by an extendible upper lip, which gives this part of the head some resemblance to the snout of a pig or a boar" (translation)

***Capros aper* (Linnaeus 1758)**

Latin for wild boar, referring to long pig-like snout with extendible upper lip

Family LUVARIDAE Luvars

one extant species

Luvarus Rafinesque 1810

from *Luvaru Impiriali*, its common name in Sicily, expressing a “certain resemblance of color and shape with the real Luvaro” (translation), *Sparus pagel* (= *Pagellus erythrinus*, Acanthuriformes: Sparidae)

Luvarus imperialis Rafinesque 1810

of the empire or emperor (i.e., majestic), referring to *Luvaru Impiriali*, its common name in Sicily, perhaps referring to its palatability (see *Tylosurus acus imperialis*, Beloniformes: Belonidae and *Arnoglossus imperialis*, Carangiformes: Bothidae)

Family ZANCLIDAE Moorish Idol***Zanclus Cuvier 1831***

from *zanklon*, Greek for sickle, referring to sickle-shaped dorsal fin

Zanclus cornutus (Linnaeus 1758)

horned, presumably referring to short horn-like projections above eyes

Family ACANTHURIDAE Surgeonfishes and Unicornfishes

7 genera/subgenera · 86 species/subspecies

Acanthurus Forsskål 1775

acanthus, thorn or spine; *oura*, tail, referring to sharp scalpel-like scales on caudal peduncle (hence the common names surgeonfish and doctorfish)

Acanthurus achilles Shaw 1803

etymology not explained, perhaps named for Achilles, a strong Trojan warrior and the hero of the *Iliad*, referring to sharp scalpel-like scales on caudal peduncle

Acanthurus albimento Carpenter, Williams & Santos 2017

albus, white; *mento*, variation of *mentum*, chin, referring to distinctive white chin

Acanthurus albipectoralis Allen & Ayling 1987

albus, white; *pectoralis*, pectoral, referring to overall blackish coloration except outer half of pectoral fins, which are white (and easily visible underwater)

Acanthurus auranticavus Randall 1956

aurantia, orangish; *cavus*, cavity, referring to orange socket of caudal spine

Acanthurus bahianus Castelnau 1855

-*anus*, belonging to: Bahia, Brazil, type locality (occurs in western Atlantic from Brazil and offshore islands, and at Ascension and St. Helena islands in southcentral Atlantic, with an invasive population at the Canary Islands)

Acanthurus bariene Lesson 1831

from *bariène*, local name for this surgeonfish at Offack Bay, Waigeo, Indonesia, type locality

Acanthurus blochii Valenciennes 1835

in honor of physician-naturalist Marcus Elieser Bloch (1723-1799), who reported this species as *Chaetodon* (now *Acanthurus*) *nigricans* in 1787

Acanthurus chirurgus (Bloch 1787)

surgeon, referring to sharp scalpel-like scales on caudal peduncle (hence the common names surgeonfish and doctorfish)

Acanthurus chronixis Randall 1960

etymology not explained, perhaps from *chronikos*, of or concerning time, possibly referring to considerable differences between juveniles and adults in *Acanthurus* and their transformation over time, as discussed in Randall's description of this species

Acanthurus coeruleus Bloch & Schneider 1801

blue, referring to adult coloration (juveniles are yellow)

Acanthurus dussumieri Valenciennes 1835

in honor of Jean-Jacques Dussumier (1792-1883), French voyager and merchant, who collected type

Acanthurus fowleri de Beaufort 1951

in honor of Henry Weed Fowler (1878-1965), Academy of Natural Sciences of Philadelphia, who reported this species as *Hepatus* (now *Acanthurus*) *pyroferus* in 1929

***Acanthurus gahhm* (Forsskål 1775)**

Arabic name for this surgeonfish along the Red Sea

***Acanthurus grammoptilus* Richardson 1843**

-*ilus*, adjectival suffix: *gramme*, line, i.e., lined, allusion not explained; described as having “five dark longitudinal streaks on the dorsal, and some lines more faintly traced on the border of the anal, both these fins being also very narrowly edged with black”

***Acanthurus guttatus* Forster 1801**

spotted, referring to white spots on dorsal and anal fins and posterior half of body

***Acanthurus japonicus* (Schmidt 1931)**

Japanese, described from Ryukyu Islands, Japan (occurs in western Pacific from Malaysia to Philippines, including Taiwan, Ryukyu and Ogasawara Islands)

***Acanthurus leucocheilus* Herre 1927**

leukos, white; *cheilos*, lip, referring to reddish lips in life, surrounded (or nearly surrounded) by a pearly white line with a black band behind it

***Acanthurus leucopareius* (Jenkins 1903)**

leukos, white; *pareius*, cheeked, referring to whitish band, broadly bordered by dark-brown bands, running from dorsal-fin origin across operculum just behind eye (faded in some specimens)

***Acanthurus leucosternon* Bennett 1833**

leukos, white; *sternon*, breast, referring to chalky white band on isthmus and chest

***Acanthurus lineatus* (Linnaeus 1758)**

lined, referring to alternating yellow and blue lines outlined in black on head and body

***Acanthurus maculiceps* (Ahl 1923)**

maculatus, spotted; *ceps*, head, referring to numerous white spots on head

***Acanthurus mata* (Cuvier 1829)**

local name for this fish on the Coromandel Coast of India as reported by Russell (1803) [misspelled *meta* by Cuvier; corrected spelling is in prevailing usage]

***Acanthurus mindorensis* Herre 1927**

-*ensis*, suffix denoting place: Mindoro Island, Philippines, type locality

***Acanthurus monroviae* Steindachner 1876**

of Monrovia, Liberia, type locality (occurs in Mediterranean Sea and eastern Atlantic from Morocco to Angola, including offshore islands)

***Acanthurus nigricans* (Linnaeus 1758)**

swarthy or blackish, referring to black or blue-black body color

***Acanthurus nigricauda* Duncker & Mohr 1929**

nigri-, black; *cauda*, tail, proposed as a variety (subspecies) of *A. gahhm* but with a dark-brown (instead of pale or white) caudal peduncle (although it should be noted color is quite variable among different specimens and ages)

***Acanthurus nigrofuscus* (Forsskål 1775)**

nigro-, black; *fuscus*, dark, referring to its dusky or black-brown coloration (actually brown to purplish or bluish-brown in life)

***Acanthurus nigroris* Valenciennes 1835**

niger, black; *oris*, mouth, referring to its black lips (perhaps only in alcohol, not in life)

***Acanthurus nigros* Günther 1861**

black, referring to black vertical fins and lips and/or black spot posteriorly in axil of dorsal and anal fins

***Acanthurus nubilus* (Fowler & Bean 1929)**

cloudy, referring to “dull dark brown” body color with “dusky over vertical fins and ventrals”

***Acanthurus olivaceus* Bloch & Schneider 1801**

olive-colored, referring to dark-olive (actually grayish brown) body color

***Acanthurus polyzona* (Bleeker 1868)**


poly, many; *zona*, band, referring to 12 vertical black bars (four on head, six on sides, two on caudal peduncle)

***Acanthurus pyroferus* Kittlitz 1834**

pyros, fire; *fero*, to bear, presumably referring to diffuse orange area (described as saffron) behind gill opening extending to axil of pectoral fin

***Acanthurus reversus* Randall & Earle 1999**

reversed, referring to reversal of color pattern of caudal fin compared to that of the closely related *A. olivaceus*



Acanthurus pyroferus. From: Kittlitz, F. H. 1834. Beschreibung mehrerer neuer oder wenig gekannter Arten des Geschlechtes *Acanthurus*, im stillen Ocean, beobachtet und nach dem Leben abgebildet. *Museum Senckenbergianum: Abhandlungen aus dem Gebiete der beschreibenden Naturgeschichte, von Mitgliedern der Senckenbergischen Naturforschenden Gesellschaft in Frankfurt am Main* v. 1: 189-196, Pls. 12-13.

***Acanthurus sandvicensis* Streets 1877**

-ensis, suffix denoting place: proposed as a subspecies of *A. triostegus* occurring in the Sandwich Islands (name given to Hawaiian Islands by James Cook in 1778)

***Acanthurus sohal* (Forsskål 1775)**

Arabic name (also spelled *sahal*) for this surgeonfish along the Red Sea

***Acanthurus tennentii* Günther 1861**

patronym not identified but almost certainly in honor of James Emerson Tennent (1804-1869), Colonial Secretary of Ceylon (Sri Lanka, type locality) and author of *Sketches of the Natural History of Ceylon* (1861)

***Acanthurus thompsoni* (Fowler 1923)**

in honor of John W. Thompson, artist and modeler at the Bishop Museum (Honolulu), who obtained type

***Acanthurus tractus* Poey 1860**

streak, allusion not explained, possibly referring to wavy, yellow longitudinal lines across upper body

***Acanthurus triostegus triostegus* (Linnaeus 1758)**

trio-, three; *stegus*, cover, presumably referring to three branchiostegal membranes

***Acanthurus triostegus marquesensis* Schultz & Woods 1948**

-ensis, suffix denoting place: Marquesas Islands, where it is endemic

***Acanthurus tristis* Randall 1993**

sad, allusion not explained, possibly referring to its ashy or mournful color; name dates to an unpublished manuscript and color painting by British army officer, artist and ornithologist Samuel R. Tickell (1811-1875), mentioned by Francis Day in 1888, who described color as “slate-gray and slightly cinereous along the back,” with an irregular black band extending from upper edge of orbit to base of pectoral fin

***Acanthurus xanthopterus* Valenciennes 1835**

xanthus, yellow; *pterus*, fin, referring to yellow outer third of pectoral fins (dorsal and anal fins are yellowish)

***Ctenochaetus* Gill 1884**

cteno, comb; *chaetus*, bristle, allusion not explained but almost certainly referring to slender bristle- or comb-like teeth

***Ctenochaetus binotatus* Randall 1955**

bi-, two; *notatus*, marked, referring to two black marks, one at axil of soft dorsal fin and the other at axil of anal fin

***Ctenochaetus cyanocheilus* Randall & Clements 2001**

cyano-, blue; *cheilos*, lip, referring to blue lips in life (darker brown in alcohol)

***Ctenochaetus flavicauda* Fowler 1938**

flavus, yellow; *cauda*, tail, referring to “brilliant yellow caudal fin,” but Randall & Clements (2001) report that

caudal fin is “pure white” except for small all-yellow juveniles

***Ctenochaetus hawaiiensis* Randall 1955**

-ensis, suffix denoting place: Hawai‘i Island, type locality (occurs in western and central Pacific from Mariana Islands to Marshall Islands, east to Hawaiian Islands and northern Line Islands, and Tuvalu, Samoa and Tonga east to Marquesas Islands and Pitcairn Group)

***Ctenochaetus marginatus* (Valenciennes 1835)**

edged or bordered, referring to blue basal band on dorsal and anal fins

***Ctenochaetus striatus* (Quoy & Gaimard 1825)**

grooved or furrowed (i.e., striped), referring to numerous longitudinal lines following scale rows and extending onto basal part of dorsal and anal fins

***Ctenochaetus strigosus* (Bennett 1828)**

slender, allusion not explained, probably referring to its “very numerous, slender, and elongated” teeth

***Ctenochaetus tominiensis* Randall 1955**

-ensis, suffix denoting place: Gulf of Tomini, Sulawesi, Indonesia, where type locality (Sadaa Island) is situated (occurs in western Pacific from Indonesia east to Palau and Fiji, north to Philippines, south to Queensland, Australia)

***Ctenochaetus truncatus* Randall & Clements 2001**

referring to truncate caudal fin of large adults

***Naso* Lacepède 1801**

nose, referring to “protuberance in the shape of a horn or a large magnifying glass on the nose” (translation, actually forehead) on adults of *N. fronticornis* (=unicornis)

Subgenus *Naso*

***Naso annulatus* (Quoy & Gaimard 1825)**

ringed, referring to white ring around (or saddle across) caudal peduncle of juveniles

***Naso brachycentron* (Valenciennes 1835)**

brachy, short; centron, thorn or spine, referring to shorter dorsal-fin spines compared to the similar *N. fronticornis* (=unicornis)

***Naso brevirostris* (Cuvier 1829)**

brevis, short; rostris, snout, allusion not explained, probably referring to shorter snout (not horn) compared to *N. unicornis*

***Naso caesius* Randall & Bell 1992**

Latin for bluish gray, referring to its most common ground color

***Naso elegans* (Rüppell 1829)**

fine, elegant or select, referring to its “beautiful color dress” (translation)

***Naso fageni* Morrow 1954**

in honor of Capt. R. W. Fagen of Miami, Florida (USA), “friend and guide on several ichthyological expeditions”

***Naso hexacanthus* (Bleeker 1855)**

hexa-, six; acanthus, thorn or spine, referring to six dorsal-fin spines

***Naso lituratus* (Forster 1801)**

smear, erased or blotted, allusion not explained, perhaps referring to faint vertical stripes on sides, which appear almost “erased”

***Naso lopezi* Herre 1927**

in honor of G. A. Lopez, collector for the Philippine Bureau of Science; whether he collected or obtained type (probably destroyed in WW2) of this species is not clear

***Naso maculatus* Randall & Struhsaker 1981**

spotted, referring to numerous dark spots on both juveniles and adults

***Naso mcdadei* Johnson 2002**

in honor of Michael McDade, “accomplished” spearfisherman and long-time records officer for the Australian Underwater Federation, who collected and donated many rare fishes to the Queensland Museum, including type of this one

***Naso reticulatus* Randall 2001**

net-like or netted, referring to dark reticular pattern on head and body

***Naso tergus* Ho, Shen & Chang 2011**

authors say *tergus* means “to hide,” referring to how the typical appearance of this species makes it resemble sub-

adults of many other *Naso* species (actually, *tergus* is Latin for the noun hide (e.g., back, skin, leather), not the verb

***Naso tonganus* (Valenciennes 1835)**

-*anus*, belonging to: Tonga Islands, South Pacific, type locality (occurs in Indo-West Pacific from East Africa east to Micronesia and Samoa, north to Ryukyu Islands, south to northern Australia)

***Naso tuberosus* Lacepède 1801**

covered with lumps or tumors, referring to large bulbous protuberance at front of snout in adults

***Naso unicornis* (Forsskål 1775)**

uni-, one; *cornis*, horn, referring to unicorn-like horn on forehead of adults

***Naso vlamingii* (Valenciennes 1835)**

in honor of Admiral Cornelis de Vlamingh (ca. 1678-1735), Dutch explorer and naval officer, who collected and illustrated many fishes for the Muséum national d'Histoire naturelle (Paris); description of this species was based in part on one of his illustrations (actually a copy made by another illustrator)

Subgenus ***Axinurus* Cuvier 1829**

axino-, ax (i.e., ax blade); *oura*, tail, presumably referring to single square trenchant blade on each side of caudal peduncle (compared to two in subgenus *Naso*)

***Naso caeruleacauda* Randall 1994**

caeruleus, blue; *cauda*, tail, referring to blue caudal fin, its “most striking color feature” in life

***Naso minor* (Smith 1966)**

little, at 108-215 mm FL, the smallest member of the genus

***Naso thynnoides* (Cuvier 1829)**

-*oides*, having the form of: *thynnus*, tuna, referring to its more elongate and compressed form, roughly similar to that of a tuna (per Valenciennes 1835)

***Paracanthurus* Bleeker 1863**

para-, near, referring to previous placement of *P. hepatus* in *Acanthurus*

***Paracanthurus hepatus* (Linnaeus 1766)**

hepatos, a name used by Aristotle for an unidentified species of marine fish, first applied to this species by Gronow (1763); *hepatos* means “of the liver” in Greek, but there is nothing liver-colored (dark red) about this blue fish, commonly known as the Blue Tang

***Prionurus* Lacepède 1804**

prion, saw; *oura*, tail, referring to 3-7 fixed, keeled bony plates on caudal peduncle

***Prionurus biafraensis* (Blache & Rossignol 1962)**

-*ensis*, suffix denoting place: Bight of Biafra, Gulf of Guinea, where type locality (São Tomé Island) is situated

***Prionurus chrysurus* Randall 2001**

chrysos, gold; *oura*, tail, referring to bright golden-yellow caudal fin, its most conspicuous color feature

***Prionurus laticlavius* (Valenciennes 1846)**

latus, wide; *clavius*, bar, i.e., broad-striped, presumably referring to juvenile coloration, described and illustrated as having a yellow body with a wide brown or blackish-brown stripe on sides

***Prionurus maculatus* Ogilby 1887**

spotted, referring to small yellow spots on head and upper sides

***Prionurus microlepidotus* Lacepède 1804**

micro-, small; *lepidotus*, scaled, referring to its very small scales (“*les écailles très-petites*,” italics in original)

***Prionurus scalprum* Valenciennes 1835**

scalpel, referring to 4-5 sharp, unserrated bony plates on caudal peduncle

***Zebrasoma* Swainson 1839**

soma, body, referring to zebra-like stripes or bars on body of *Z. velifer*

***Zebrasoma desjardinii* (Bennett 1836)**

in honor of French zoologist Julien François Desjardins (1799-1840), who spent several years on Mauritius (type locality) and presented a collection of fishes (including type of this one) to the Zoological Society of London [although Desjardins’ name is correctly spelled multiple times in the text, the specific name is missing the “s”; emendment is not necessary since Desjardins means “the gardens” in French, in which case the fish’s name can be regarded as a latinization of *jardini* in plural, adding the Latin plural “*i*” and then the genitive “*i*” (Ronald Fricke, pers. comm.)]

***Zebrasoma flavescens* (Bennett 1828)**

golden yellow, referring to color in life

***Zebrasoma gemmatum* (Valenciennes 1835)**

jeweled, presumably referring to numerous white spots on black body

***Zebrasoma rostratum* (Günther 1875)**

beaked, referring to its longer snout compared with *Z. flavescens*

***Zebrasoma scopas* (Cuvier 1829)**

brush or broom, referring to brush-like bristles near the scalpel-like scales on caudal peduncle

***Zebrasoma velifer* (Bloch 1795)**

velum, sail; *fero*, to have or bear, referring to its elevated dorsal fin [although name is an adjective, and often spelled *veliferum*, it is treated as a noun per ICZN Art. 31.2.2]

***Zebrasoma xanthurum* (Blyth 1852)**

xanthos, yellow; *oura*, tailed, referring to yellow caudal fin