

# The *ETYFish* Project

© Christopher Scharpf

COMMENTS: 

v. 12.0 - 6 April 2025

## Order PERCIFORMES (part 9)

### Suborder SCORPAENOIDEI Mail-cheeked Fishes (part 2 of 3)

#### Family SCORPAENIDAE Scorpionfishes

28 genera · 243 species/subspecies

##### Subfamily Scorpaeninae Scorpionfishes

###### ***Hipposcorpaena* Fowler 1938**

*hippos*, horse, presumably referring to head, which slopes down like the head of a horse; *Scorpaena*, type genus of family

###### ***Hipposcorpaena filamentosa* Fowler 1938**

with filaments, presumably referring to “skinny flaps” on head and body

###### ***Hoplosebastes* Schmidt 1929**

*hoplos*, armor, referring to “very strong armature” on top of head; *Sebastes*, described as “nearly related” to *Neosebastes* (now in Neosebastidae)

###### ***Hoplosebastes armatus* Schmidt 1929**

armed with a weapon, referring to “very strong armature” on top of head

###### ***Idiastion* Eschmeyer 1965**

Greek word for hermit or recluse, referring to the rarity of scorpaenids at the depth (585–622 m) at which *I. kyphos* was collected

###### ***Idiastion hageyi* McCosker 2008**

in honor of Harry R. Hagey (b. 1941), mutual-fund CEO (now retired), and an “avid fisherman, naturalist, trustee and supporter of the California Academy of Sciences,” under whose auspices type was collected

###### ***Idiastion kyphos* Eschmeyer 1965**

Greek for hump or humpback, referring to curvature of backbone and general body outline

###### ***Idiastion pacificum* Ishida & Amaoka 1992**

*-icus*, belonging to: only known member of genus from the Indo-Pacific region

###### ***Iracundus* Jordan & Evermann 1903**

wrathful, i.e., red with anger, referring to vermilion body color in life

###### ***Iracundus signifer* Jordan & Evermann 1903**

*signum*, mark; *fero*, to bear, referring to single jet-black spot about half diameter of pupil near tip of membrane between second and third spines of dorsal fin [*Scorpaena asperella* Bennett 1828 is a senior synonym but was not used as valid after 1899, therefore reversal of precedence according to ICZN Art. 23.9 in favor of *I. signifer*]

###### ***Neomerinthe* Fowler 1935**

*neo-*, new, i.e., a new genus related to *Merinthe* Snyder 1904 (= *Pontius*) [etymology of *Merinthe* not explained nor evident]

###### ***Neomerinthe amplisquamiceps* (Fowler 1938)**

*amplus*, large; *squamis*, scale; *ceps*, head, referring to large scales on head

###### ***Neomerinthe bauchotae* Poss & Duhamel 1991**

in honor of Marie-Louise Bauchot (b. 1928), ichthyologist and assistant manager, Muséum national d’Histoire naturelle (Paris), for her numerous contributions to ichthyology

###### ***Neomerinthe beanorum* (Evermann & Marsh 1900)**

*-orum*, commemorative suffix, plural: in honor of Tarleton H. Bean (1846–1916), director of forestry and fisheries of the United States Commission at the Paris Exposition of 1900, and his brother, Barton A. Bean (1860–1947), acting curator of fishes in the U.S. National Museum, for their “valuable services to American ichthyology”

###### ***Neomerinthe bucephalus* (Alcock 1896)**

from *bouképhalos*, Greek for bull-headed (an adjective but apparently used here as a noun), from *bous*, bull (metaphorically used to mean big), and *képhale*, head, presumably referring to extremely large head, described as half body length (minus caudal peduncle)

###### ***Neomerinthe costata* Matsumoto & Motomura 2024**

Latin for ribbed, referring to distinct longitudinal ridge on lateral surface of maxilla

***Neomerinthe erostris* (Alcock 1896)**

*e-*, out of or from; *rostris*, snout, presumably referring to “*Profile of snout almost in the same vertical line with the front border of the orbit*” [italics in original]

***Neomerinthe folgori* (Postel & Roux 1964)**

in honor of the owner and crew of the lobster boat *Folgor*, from which type was collected

***Neomerinthe harenartis* Matsumoto & Motomura 2023**

combination of the Latin words *harena* (sand) and *ars* (art), referring to the pattern on its dorsal body surface, reminiscent of sand drawing, a traditional culture in Vanuatu, the type locality

***Neomerinthe hemingwayi* Fowler 1935**

in honor of Ernest Hemingway (1899-1961), “author and angler of great game fishes, in appreciation of his assistance in [Fowler’s] work on Gulf Stream fishes” (although this species occurs in the Gulf Stream, Hemingway was not involved with its collection off the coast of New Jersey)

***Neomerinthe ignea* Matsumoto, Muto & Motomura 2023**

Latin for fiery, referring to bright-orange to reddish-white body and tentacle color of fresh specimens

***Neomerinthe kaufmani* (Herre 1952)**

in honor of Herre’s “young colleague, Donald Kaufman, enthusiastic and painstaking student of fishes”; this was American aquatic biologist Don E. Kauffman (note correct spelling), who, in 1947, was aboard motor ship *Theodore N. Gill*, collecting data for the Philippines Fishery Programme, and co-authored a paper (his name spelled correctly) with Herre on triglids later in 1952 [since there is no internal evidence in Herre’s paper that he misspelled the name, the original spelling stands]

***Neomerinthe megalepis* (Fowler 1938)**

*mega-*, great; *lepis*, scale, referring to its large scales, 25 to 28+2 close along and above lateral line

***Neomerinthe naevosa* Motomura, Béarez & Causse 2011**

Latin for blotch, referring to large black blotch above first and second pored lateral-line scales

***Neomerinthe ornithoptera* Matsumoto & Motomura 2024**

*ornithos*, bird; *ptera*, wing, referring to shape of pectoral fin, reminiscent of a bird’s wing

***Neomerinthe pallidimacula* (Fowler 1938)**

*pallidus*, pale; *macula*, spot, referring to “inconspicuous blotch on spinous dorsal,” an apparent misnomer because blotch is earlier described as “Dark brown” and “dark”; soft dorsal fin is described as having “some obscure brown shades on membranes”

***Neomerinthe costata* Matsumoto & Motomura 2024**

*parallelus*, parallel; *spina*, thorn or spine, referring to fourth preopercular spine directed parallel to the third spine

***Neomerinthe rufescens* (Gilbert 1905)**

reddish, “blotched with white vermilion and pearly white” in life

***Neoscorpaena* Mandrytsa 2001**

*neo-*, new, i.e., a new genus related to *Scorpaena* but separated by the presence of a slit behind last gill arch

***Neoscorpaena nielsenii* (Smith 1964)**

in honor of Jørgen G. Nielsen (b. 1932), Zoological Museum of Copenhagen, a “scientist who has been most co-operative in aiding [Smith’s] researches”

***Parascorpaena* Bleeker 1876**

*para-*, near, described as similar to *Scorpaena* but distinguished by the presence of an anteroventrally directed posterior lacrimal spine

***Parascorpaena armata* (Sauvage 1873)**

armed with a weapon, presumably referring to anteroventrally directed posterior lacrimal spine

***Parascorpaena aurita* (Rüppell 1838)**

eared, referring to how “rear end of the gill cover extends below the lateral line as an ear-shaped rounded lobe” (translation)

***Parascorpaena maculipinnis* Smith 1957**

*macula*, spot; *pinna*, fin, referring to prominent black blotch on spinous dorsal fin

***Parascorpaena mcadamsi* (Fowler 1938)**

in honor of Fred McAdams (Cape May, New Jersey, USA), to whom Fowler was “indebted for many interesting off-shore American fishes” (this Indo-Pacific species clearly not being one of them); per Fowler (1937), McAdams was probably an officer aboard a commercial fishing trawler owned by the Atlantic Coast Fisheries Corporation of New York City

- Parascorpaena mossambica* (Peters 1855)**  
-ica, belonging to: Mozambique, Indian Ocean, type locality (occurs in Red Sea and Indian Ocean from East Africa east to western Indonesia)
- Parascorpaena moultoni* (Whitley 1961)**  
in honor of James M. Moulton (1921-1986), Bowdoin College (Brunswick, Maine, USA), who came to Queensland, Australia, in 1960-61 to study underwater noises made by animals, whereupon he collected type
- Parascorpaena picta* (Cuvier 1829)**  
painted, a manuscript or museum name coined by Kuhl & van Hasselt that Cuvier retained, noting that its marbling and colors are similar to other members of *Scorpaena* (original genus)
- Parascorpaena poseidon* Chou & Liao 2022**  
named after Poseidon, Greek god of the sea, referring to its three equally-sized and ridgeless suborbital spines, similar to the trident of Poseidon
- Phenacoscorpius* Fowler 1938**  
*phenaco*-, cheat, referring to incomplete lateral line of *P. megalops*; *scorpius*, scorpion, i.e., a scorpionfish
- Phenacoscorpius adenensis* Norman 1939**  
-ensis, suffix denoting place: Gulf of Aden, northwestern Indian Ocean, type locality (occurs in Indo-West Pacific from South Africa and Madagascar east to Fiji, south to New Zealand)
- Phenacoscorpius eschmeyeri* Parin & Mandrytsa 1992**  
in honor of scorpionfish taxonomist William N. Eschmeyer (b. 1939), California Academy of Sciences, who examined holotype and first noted that it represented an undescribed species
- Phenacoscorpius longicaudalis* Wibowo & Motomura 2022**  
*longus*, long; *caudalis*, caudal, referring to “relatively” long caudal fin
- Phenacoscorpius longilineatus* Motomura, Causse & Struthers 2012**  
*longus*, long; *lineatus*, lined, referring to its long lateral line, associated with its having the greatest number of pored lateral-line scales in the genus
- Phenacoscorpius longirostris* Motomura & Last 2009**  
*longus*, long; *rostris*, snout, referring to long snout, “remarkably longer” than that of *P. megalops*
- Phenacoscorpius mccoskeri* Wibowo & Motomura 2017**  
in honor of John E. McCosker (b. 1945), California Academy of Sciences, who collected all of the type specimens and “kindly” made them available to the authors
- Phenacoscorpius megalops* Fowler 1938**  
*mega*-, large; *ops*, eye, referring to its “very large” eyes, larger than snout
- Phenacoscorpius nebris* Eschmeyer 1965**  
Greek for skin of the fawn or spotted like a fawn, referring to its pigmentation
- Phenacoscorpius trispinis* Matsumoto & Motomura 2025**  
*tri*, three; *spinis*, spine, referring to three spines on lacrimal bone (anterodorsal, lateral and posterior lacrimal spines) as opposed to congeners, which usually lack the anterodorsal lacrimal spine, instead having one or two spines
- Pogonoscorpius* Regan 1908**  
*pogon*, referring to well-developed mental barbel; *scorpius*, scorpion, i.e., a scorpionfish
- Pogonoscorpius sechellensis* Regan 1908**  
-ensis, suffix denoting place: Seychelles, Indian Ocean, only known area of occurrence
- Pontinus* Poey 1860**  
from *pontis*, bridge, referring to suborbital stay (or ridge), common to all scorpaenids, an extension of the third infra-orbital bone (second suborbital) extending backward across cheek and usually firmly bound to preopercle; Poey added: “If the idea of a bridge formed by the first three suborbitals can satisfy the etymologists, I would be very happy: I have already said that the most learned names are not the best” (translation; see *Verilus*, Pempheriformes: Malakichthyidae)
- Pontinus accraensis* Norman 1935**  
-ensis, suffix denoting place: off Accra, Ghana, type locality (occurs in eastern Atlantic from Mauritania and Guinea-Bissau to Namibia, islands of Gulf of Guinea and Cape Verde Islands)
- Pontinus castor* Poey 1860**  
named for Castor, one of the Gemini, or twins, in Greek mythology; allusion not explained, but probably referring to its being a sibling species of *P. pollux* (now a junior synonym of *castor*), described at the same time (see also *P. helena* and *P. leda*)

***Pontinus clemensi* Fitch 1955**

in honor of Harold B. Clemens (1923–2019), biologist, California Department of Fish and Game, whose “untiring collecting efforts have resulted in quantities of exceedingly fine specimens,” including holotype

***Pontinus corallinus* Miranda Ribeiro 1903**

coralline, presumably referring to rosy body color, spotted with red

***Pontinus dubius* Steindachner 1902**

doubtful, reflecting Steindachner’s hesitation to treat his single specimen as distinct from *P. furcirhinus*

***Pontinus furcirhinus* Garman 1899**

*furcatus*, forked; *rhinus*, snout, referring to forked appearance of upper jaw “due to great bunches of teeth”

***Pontinus helena* Eschmeyer 1965**

named for Helena, sister of Castor in Greek mythology, alluding to *P. castor* (see also *P. leda*)

***Pontinus kuhlii* (Bowdich 1825)**

patronym not identified but almost certainly in honor of German naturalist Heinrich Kuhl (1797–1821), who died while collecting fauna and flora in Java

***Pontinus leda* Eschmeyer 1969**

named for Leda, mother of Castor, Helen and Pollux in Greek mythology, alluding to *P. castor* and *P. helena*

***Pontinus longispinis* Goode & Bean 1896**

*longus*, long; *spinis*, spine, referring to long spines of first dorsal fin

***Pontinus macrocephalus* (Sauvage 1882)**

*macro-*, large; *cephalus*, head, referring to large head, described as 2½ times in TL

***Pontinus nematophthalmus* (Günther 1860)**

*nemato-*, thread; *ophthalmus*, eye, referring to long filament above each orbit

***Pontinus nigerimum* Eschmeyer 1983**

*niger*, black; *-imum*, lowest part or bottom, referring to black band on lower ⅓ of supraocular tentacle

***Pontinus nigropunctatus* (Günther 1868)**

*nigro-*, black; *punctatus*, spotted, referring to numerous brownish-black dots on reddish-rose body

***Pontinus rathbuni* Goode & Bean 1896**

in honor of Richard Rathbun (1852–1918), Chief of the Division of Scientific Inquiry, U. S. Fish Commission

***Pontinus rhodochrous* (Günther 1872)**

*rhodo-*, rosy; *chroa*, color of body or skin, referring to red coloration

***Pontinus sierra* (Gilbert 1890)**

Spanish for saw (a Mexican species), presumably referring to scales on head, “compressed, knife-like, disposed in six well defined series”

***Pontinus strigatus* Heller & Snodgrass 1903**

streaked, presumably referring to any or all of the following: back and head above level of preopercular spine “spotted or indistinctly streaked” with dark olive-brown; sides below dorsal fin “streaked obliquely” with olive-brown; soft anal with a “dusky central streak”

***Pontinus tentacularis* (Fowler 1938)**

with tentacles, referring to very long supraorbital tentacles

***Pontinus vaughani* Barnhart & Hubbs 1946**

in honor of T. Wayland Vaughan (1870–1952), Director of the Scripps Institution of Oceanography (1924–1936), who “played a leading role” in its development

***Pteroidichthys* Bleeker 1856**

*-oides*, having the form of: *Pterois* (Pteroinae), close to that genus but distinguished by absence of spines on head (other than edges of opercle and preopercle), among other characters; *ichthys*, fish

***Pteroidichthys acutus* Motomura & Kanade 2015**

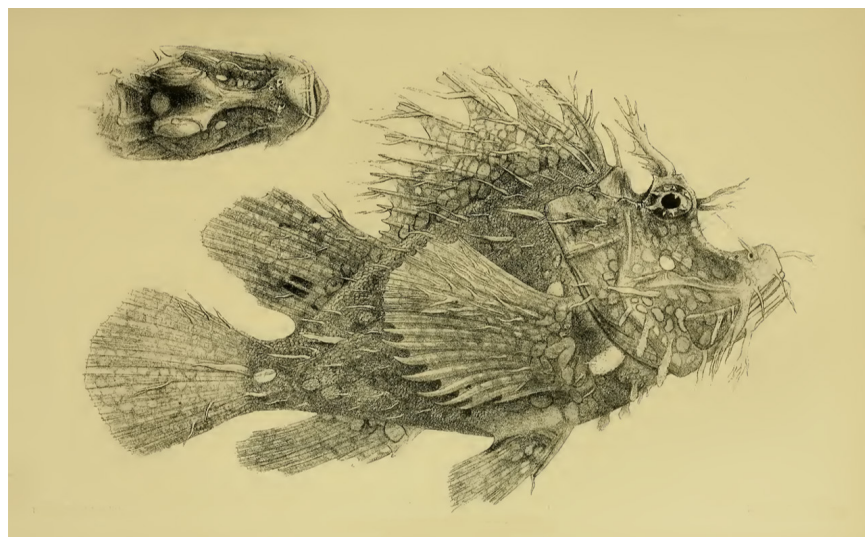
sharp, having the longest and sharpest snout in the genus

***Pteroidichthys amboinensis* Bleeker 1856**

*-ensis*, suffix denoting place: Ambon Island, Molucca Islands, Indonesia, co-type locality (occurs in Red Sea and Indo-West Pacific from India east to Philippines and Fiji, north to southern Japan, south to northern Australia)

***Pteroidichthys caussei* Motomura & Kanade 2015**

in honor of Romain Causse, the senior author’s friend, who manages the fish collection of Muséum national de Histoire naturelle (Paris) and made specimens available



*Rhinopias frondosa*. From: Günther, A. 1892. Description of a remarkable fish from Mauritius, belonging to the genus *Scorpaena*. *Proceedings of the Zoological Society of London* 1891 (pt 4): 482-483, Pl. 39.

***Pteroidichthys noronhai* (Fowler 1938)**

in honor of Adolfo César de Noronha (1873-1963), director of the Funchal Museum (Madeira)

***Rhinopias* Gill 1905**

*rhino*, snout and *op*, eye, referring to upturned snout and “elevated” orbits of *R. frondosa*; *-ias*, suffix used in some Greek names of fishes (e.g., *Xiphias*)

***Rhinopias aphanes* Eschmeyer 1973**

that which is unseen or inconspicuous, referring to the camouflage provided by its “remarkable” coloration and skin flaps

***Rhinopias argoliba* Eschmeyer, Hirosaki & Abe 1973**

*argos*, white; *libos*, tear or drop, referring to milky-white teardrop below eye

***Rhinopias cea* Randall & DiSalvo 1997**

in honor of Alfredo Cea Egaña (1934-2016), Chilean physician, wreck diver, photographer, filmmaker and spearfisher, for his contribution to our knowledge of the fishes of Easter Island (where this species is endemic), the documentation of their native names, and for his dedication to the people of Rapa Nui as their physician for many years [presumably a noun in apposition, without the genitive “i”]

***Rhinopias eschmeyeri* Condé 1977**

in honor of William N. Eschmeyer (b. 1939), California Academy of Sciences, “eminent” (translation) specialist in scorpionfishes, who revised *Rhinopias* in 1973

***Rhinopias frondosa* (Günther 1892)**

branched or full of leaves, presumably referring to “long fleshy tentacles, simple or fringed at the end, covering nearly every part of body

***Rhinopias xenops* (Gilbert 1905)**

*xenos*, different; *ops*, eye, presumably referring to “upper half of orbital rim prominently elevated and separated from rest of head”

***Scorpaena* Linnaeus 1758**

from *skórpaina*, scorpion, ancient Greek name of *S. scrofa*, referring to its dorsal-fin spines, which can inflict a painful wound, like the sting of a scorpion

***Scorpaena afueræ* Hildebrand 1946**

of Lobos de Afuera Island, Peru, type locality (occurs in eastern Pacific from Costa Rica south to Peru, including Cocos Island)

***Scorpaena agassizii* Goode & Bean 1896**

in honor of Alexander Agassiz (1835-1910), Curator, Museum of Comparative Zoology (Harvard), and director of several deep-sea exploring expeditions, “the leading spirit in American thalassographic research”

**Scorpaena albifimbria** Evermann & Marsh 1900

*albus*, white; *fimbria*, flap, referring to numerous milky-white specks and dermal flaps on head and body

**Scorpaena angolensis** Norman 1935

*-ensis*, suffix denoting place: Elephant Bay, Angola, type locality (occurs in eastern Atlantic from Mauritania south to Angola, including Cape Verde Islands)

**Scorpaena annobonae** Eschmeyer 1969

of Annobón Island, Equatorial Guinea, only known area of occurrence

**Scorpaena ascensionis** Eschmeyer 1971

*-is*, genitive singular of: off Ascension Island, southern central Atlantic, only known area of occurrence

**Scorpaena azorica** Eschmeyer 1969

*-ica*, belonging to: Azores, northeastern Atlantic, only known area of occurrence

**Scorpaena bergii** Evermann & Marsh 1900

in honor of Friedrich Wilhelm Karl (“Carlos”) Berg (1843-1902), director of the National Museum of Buenos Aires, for his “excellent” work on South American fishes

**Scorpaena brachyptera** Eschmeyer 1965

*brachy*, short; *ptera*, fin, referring to its short dorsal and pectoral fins

**Scorpaena brasiliensis** Cuvier 1829

*-ensis*, suffix denoting place: described from off the coast of Brazil (occurs in western Atlantic from Virginia, USA, south to northern Brazil, including Gulf of Mexico)

**Scorpaena brevispina** Motomura & Senou 2008

*brevis*, short; *spina*, spine, referring to its short dorsal-fin spines

**Scorpaena bulacephala** Motomura, Last & Yearsley 2005

*bula*, bull; *cephalus*, headed, referring to shape of head

**Scorpaena calcarata** Goode & Bean 1882

armed with a spur, allusion not explained, perhaps referring to five preorbital spines, the “lowermost stout, directed downward and forward, the uppermost rather long—more than half as long as the eye”

**Scorpaena canariensis** (Sauvage 1878)

*-ensis*, suffix denoting place: Canary Islands, eastern Atlantic, type locality (also occurs at the islands of Madeira and the Azores)

**Scorpaena cardinalis** Solander & Richardson 1842

red, described as having a bright red-orange body color with red spots

**Scorpaena cocosensis** Motomura 2004

*-ensis*, suffix denoting place: Cocos Island, eastern Pacific, type locality (also occurs at Galapagos Islands)

**Scorpaena colorata** (Gilbert 1905)

colored, presumably referring to color in spirits: upper half of body largely bright rose-red or purplish, traversed by a few irregular curved lines of grayish-olive ground color; red blotches on cheeks, opercles, branchial membranes and roof of mouth; and dorsal fins reddish with white pigment, the red more intense near margin of fin, the tips of spines narrowly white

**Scorpaena decemradiata** Fricke, Golani, Appelbaum-Golani & Zajonz 2018

*decem*, ten; *radiata*, rayed, referring to 10 soft rays of dorsal fin, which distinguish it from the closely related *S. porcus*

**Scorpaena dispar** Longley & Hildebrand 1940

different, referring to how it differs from *S. brasiliensis* in having fewer scales, more spines on suborbital keel, and “prominently” its color, and from other local *Scorpaena* in having three “definite” spines on supraorbital

**Scorpaena elachys** Eschmeyer 1965

Greek for small, referring to its small size (holotype 46 mm SL)

**Scorpaena elongata** Cadenat 1943

elongate, referring to more elongate body shape compared to *S. scrofa*

**Scorpaena fernandeziana** Steindachner 1875

*-iana*, belonging to: Juan Fernández Islands, Chile, type locality (also occurs at Desventuradas Islands)

**Scorpaena gasta** Motomura, Last & Yearsley 2006

derived from the Anglo-Saxon (actually Old English) *gast*, meaning spirit or apparition, referring to its “somewhat ghostly appearance” when preserved in alcohol

**Scorpaena grandicornis** Cuvier 1829

*grandis*, large; *cornis*, horn, referring to large, plumed cirrus on head, reaching to beyond front of dorsal fin

**Scorpaena grattanica** Trunov 2006

-*ica*, belonging to: Grattan Bank, near Ascension Island, southern central Atlantic, only known area of occurrence

**Scorpaena guttata** Girard 1854

spotted, referring to “numerous small black spots, more defined on the head than on the body, and much larger on the fins”

**Scorpaena histrio** Jenyns 1840

harlequin, allusion not explained, perhaps referring to its gaudy appearance, with head and body covered with numerous cutaneous appendages, and scarlet-red body with small irregularly-shaped light-black spots

**Scorpaena inermis** Cuvier 1829

unarmed, referring to less-pronounced spines on head compared with *S. plumieri*

**Scorpaena isthmensis** Meek & Hildebrand 1928

-*ensis*, suffix denoting place: described from Panama, an isthmus (occurs in western Atlantic from Panama south to Santa Catarina, Brazil)

**Scorpaena jacksoniensis** Steindachner 1866

-*ensis*, suffix denoting place: Port Jackson, New South Wales, Australia, type locality

**Scorpaena lacrimata** Randall & Greenfield 2004

Latin for shedding tears or weeping, referring to short dark-brown bar below the eye, reminiscent of a tear

**Scorpaena laevis** Troschel 1866

smooth, referring to its cycloid scales, “which have absolutely no thorns on the rear edge, therefore the fish appears perfectly smooth even when stroking with the finger from back to front, which, as far as I know, is not the case in any other” (translation) member of the genus (cycloid scales have since been described in other species)

**Scorpaena longaecrista** Wibowo & Motomura 2021

*longus*, long; *crista*, crest, referring to long interorbital ridges, continuous with low ridges laterally surrounding occipital pit and joining with parietal spine bases

**Scorpaena loppei** Cadenat 1943

in honor of Etienne Loppé (1883-1954), Chief Curator, Lafaille Museum of Natural History (La Rochelle, France), who provided type specimens

**Scorpaena maderensis** Valenciennes 1833

-*ensis*, suffix denoting place: described from Madeira (occurs in Mediterranean Sea and eastern Atlantic from Portugal south to Senegal, including Azores, Madeira, Canary and Cape Verde islands) [originally spelled *madurensis* but revised spelling is retained due to prevailing usage]

**Scorpaena melasma** Eschmeyer 1965

Greek for black spot, referring to black spot behind head

**Scorpaena mellissii** Günther 1868

in honor of John Charles Melliss (1835-1911), amateur naturalist and government surveyor on St. Helena Island in the South Atlantic (where this species is endemic), who collected type; “Various naturalists have brought to Europe collections from that island,” Günther said, “but they were all made during a more or less hurried visit, and I believe that Mr. Melliss is the first resident on the island who has paid attention to this subject.”

**Scorpaena miostoma** Günther 1877

*mio-*, less or small; *stoma*, mouth, allied to *S. longicornis* and *S. zanzibarensis* (both now synonyms of *Parascorpaena mossambica*) but with a “considerably narrower mouth”

**Scorpaena mystes** Jordan & Starks 1895

Latin word for initiated one, or priest, allusion not explained; described as having an olive brown, almost black, coloration (although color is quite variable), so perhaps referring to its darker coloration, like the vestments of a priest, as in *Sebastes mystinus* (Sebastidae), also co-described by Jordan

**Scorpaena nasicornua** Fricke & Zhukov 2020

*nasus*, nose; *cornua*, horns, referring to its enlarged nasal spines

**Scorpaena neglecta** Temminck & Schlegel 1843

overlooked, referring to how the Japanese had confused this species with *S. cirrhosa* (now *Scorpaenopsis cirrhosa*)

**Scorpaena normani** Cadenat 1943

in honor of ichthyologist J. R. (John Roxborough) Norman (1898-1944), British Museum (Natural History), who reported this species as *S. canariensis* in 1935

**Scorpaena notata Rafinesque 1810**

marked, referring to large, semicircular black spot between sixth and tenth dorsal-fin spines

**Scorpaena onaria Jordan & Snyder 1900**

latinization of *onari*, Japanese name for this species (*tabu* is an alternate name), meaning “an Emperor’s journey; a fish tabu, or set aside, for the Emperor” (per Jordan & Starks 1904), allusion not explained nor evident

**Scorpaena orgila Eschmeyer & Allen 1971**

Greek for “prone to anger,” referring to its aggressiveness towards divers; on one occasion, a specimen “lunged out towards [ichthyologist] John Randall, actually striking the spear which he held in his hand”

**Scorpaena papillosa papillosa (Schneider & Forster 1801)**

papillose, referring to fleshy tentacles along pored lateral line

**Scorpaena papillosa ergastulorum Richardson 1842**

*-orum*, belonging to: *ergastulum*, Latin for penitentiary, referring to Port Arthur, Tasmania, Australian, type locality, then a penal colony for British prisoners

**Scorpaena pepo Motomura, Poss & Shao 2007**

Latin for pumpkin, referring to yellowish-orange body color of fresh specimens

**Scorpaena petricola Eschmeyer 1965**

*petra*, rock; *-cola*, living among, referring to its apparent offshore hard-bottom habitat

**Scorpaena plumieri Bloch 1789**

in honor of Charles Plumier (1646-1704), Franciscan monk and naturalist, who discovered this fish at Martinique, and on whose drawing and manuscript Bloch’s description is based

**Scorpaena porcus Linnaeus 1758**

pig or hog, allusion not explained, perhaps dating to observations made by Athenaeus, who said this species lives in and feeds upon seaweed or algae, which Renaissance translators (e.g., Salviani) interpreted as mud (Holger Funk, pers. comm.)

**Scorpaena regina Wibowo, Johnson & Motomura 2019**

queen, referring to Queensland, Australia, type locality

**Scorpaena russula Jordan & Bollman 1890**

reddish, referring to red and brown mottlings in life

**Scorpaena scrofa Linnaeus 1758**

Latin for breeding sow, presumably named for *scrofano* and *scrofanello*, Italian names for this and related species (e.g., *S. porcus*), and the Anglo-Saxon “hogfish,” perhaps referring to Renaissance claims that scorpionfishes live and feed on mud (see *S. porcus*)

**Scorpaena sonora Jenkins & Evermann 1889**

of Guaymas, Sonora, western México, type locality (occurs in southern Baja California and the Gulf of California)

**Scorpaena sororreginae Wibowo & Motomura 2021**

*soror*, sister; *regina*, queen, referring to its similarity to the eastern Australian species, Eastern Queen Scorpionfish, *S. regina* [a noun in apposition, so addition of terminal “e” is not grammatically necessary]

**Scorpaena stephanica Cadenat 1943**

according to a footnote: “Stephanica, de ‘Port Etienne,’” possibly referring to a ship at Port Etienne (now Nouadhibou), Mauritania, type locality (which is also the site of a large ship graveyard)

**Scorpaena sumptuosa Castelnau 1875**

Latin for magnificent or splendid, allusion not explained, perhaps referring to red body color, with “very conspicuous” black spots

**Scorpaena thomsoni Günther 1880**

patronym not identified but almost certainly in honor of Charles Wyville Thomson (1830-1882), chief scientist of the HMS *Challenger*, from which type was collected (Thomson also persuaded the British Government to furnish the *Challenger* for a global voyage of oceanographic research)

**Scorpaena tierrae Hildebrand 1946**

of Lobos de Tierra Bay, Peru, type locality (occurs in eastern Pacific from Peru south to Chile)

**Scorpaena uncinata de Buen 1961**

Latin for hooked or barbed, referring to hook-shaped (curved backward) preocular and nuchal spines

**Scorpaena vesperalis Wibowo & Motomura 2020**

Latin for west, referring to Western Australia, type locality, which is also the westernmost occurrence of the *S. papillosa* complex



**Scorpaena wellingtoni Victor 2013**

in honor of Gerard M. Wellington (d. 2014), University of Houston (Texas, USA), a “pioneer in research on the marine biology and conservation in the Galápagos Archipelago [where this species is endemic]. He developed the first plan for the Parque Nacional Galápagos as a member of the Peace Corps in the 1970s and in subsequent decades conducted many expeditions and surveys, especially on the effect of the El Niño-Southern Oscillation and climate change on the fragile marine ecosystem of the Galápagos Archipelago.”

**Scorpaenodes Bleeker 1857**

-oides, having the form of: *Scorpaena*, original genus of type species, *S. polylepis* (= *guamensis*)

**Scorpaenodes africanus Pfaff 1933**

African, referring to occurrence in eastern Atlantic off the coast of Senegal

**Scorpaenodes albaiensis (Evermann & Seale 1907)**

-ensis, suffix denoting place: Albay Gulf, Philippines, type locality (occurs in Red Sea and Indo-West Pacific from East Africa east to Fiji and Tonga, north to Ryukyu Islands, south to northern Australia and New Caledonia)

**Scorpaenodes arenai Torchio 1962**

in honor of Giuseppe Arena, Ganzirri, Italy (no other information available), who collected type for the Museo Civico di Storia Naturale di Milano

**Scorpaenodes barrybrowni Pitassy & Baldwin 2016**

in honor of Barry Brown (b. 1965), Substation Curaçao (mini-submarine rides for tourists) and photographer, who has “patiently, diligently, and expertly taken photographs of hundreds of fishes and invertebrates captured alive by DROP [Smithsonian’s Deep Reef Observation Project] investigators. He has generously shared his photographs, and they have enhanced numerous scientific and educational publications,” including a photo of this species

**Scorpaenodes bathycolus Allen & Erdmann 2012**

bathy, deep; -colus, living among, referring to its deep reef (60 m) habitat

**Scorpaenodes caribbaeus Meek & Hildebrand 1928**

from the Caribbean coast of Panama, type locality

**Scorpaenodes corallinus Smith 1957**

pertaining to coral, referring to its habitat, “normally found well below low tide mark, usually in 1-5 fathoms, only in coral”

**Scorpaenodes elongatus Cadenat 1950**

elongate, referring to more elongate body compared with *S. africanus*

**Scorpaenodes englerti Eschmeyer & Allen 1971**

in honor of Anton Franz Englert (1888-1969), a Roman Catholic priest known as Father Sebastian, who lived on Easter Island (type locality) for over 30 years and was an “avid” student of the island’s archaeology and natural history; he died in New Orleans, Louisiana (USA), while raising funds for the restoration of archaeological sites on Easter Island and was buried on 18 January, 1969, the same day the junior author and ichthyologist John Randall arrived on the island to collect fishes (including type of this one)

**Scorpaenodes evides (Jordan & Thompson 1914)**

pretty, allusion not explained, described as “dark olivaceous, vaguely mottled” in spirits

**Scorpaenodes guamensis (Quoy & Gaimard 1824)**

-ensis, suffix denoting place: Guam, Mariana Islands, western Pacific, type locality (widely occurs in the Red Sea and Indo-West Pacific)

**Scorpaenodes hirsutus (Smith 1957)**

hairy, presumably referring to any or all of the following: a “fleshy” tentacle at supraocular, “simple tentacles” at front of snout and at most spines on head, and other “filaments on side of head, small ones on front lateral line scales, all variably present”

**Scorpaenodes immaculatus Poss & Collette 1990**

im-, not; maculatus, spotted, referring to “diagnostic lack of pronounced markings on the body and fins typical of other species of *Scorpaenodes*”

**Scorpaenodes insularis Eschmeyer 1971**

of an island, referring to St. Helena Island, type locality (also occurs at Ascension Island and St. Paul’s Rocks in the southern central Atlantic)

**Scorpaenodes investigatoris Eschmeyer & Rama-Rao 1972**

-is, genitive singular of: Royal Indian Marine Survey steamer *Investigator*, which made important collections in the Indian Seas (1884-1926), alluding to this fish’s occurrence off western India and West Pakistan

**Scorpaenodes kelloggi (Jenkins 1903)**

in honor of entomologist Vernon Lyman Kellogg (1867-1937), Jenkins’ colleague at Stanford University

**Scorpaenodes minor (Smith 1958)**

small, referring to smaller size (30-50 mm) compared with *Hypomacrus africanus* (= *Scorpaenodes albaiensis*)

**Scorpaenodes muciparus (Alcock 1889)**

*muci-*, mucus; *-parus*, denoting production, referring to a “large muciferous canal, with several distant large circular openings,” extending “along free margin of operculum and the limb of the lower jaw up to the symphysis”

**Scorpaenodes parvipinnis (Garrett 1864)**

*parvus*, small; *pinnis*, fin, referring to its small dorsal and anal fins

**Scorpaenodes quadrispinosus Greenfield & Matsuura 2002**

*quadri-*, four; *spinosus*, spiny, referring to its diagnostic four suborbital spines

**Scorpaenodes rubrivinctus Poss, McCosker & Baldwin 2010**

*ruber*, red; *vinctus*, banded, referring to distinct broad, orange or orange-red vertical bars on body that extend onto the fins

**Scorpaenodes scaber (Ramsay & Ogilby 1886)**

rough, allusion not explained, perhaps referring to lateral line “armed with sharp curved spines pointing backwards”

**Scorpaenodes smithi Eschmeyer & Rama-Rao 1972**

in honor of the late J. L. B. Smith (1897-1968), for his “noteworthy” contributions to the knowledge of scorpionfishes from the Indian Ocean

**Scorpaenodes steenei Allen 1977**

in honor of Australian naturalist and underwater photographer Roger C. Steene (b. 1942), who helped Allen in procuring the first known specimens (paratypes) and also provided a color photograph; in addition, he assisted Allen at his own expense on a trip to the Dampier Archipelago during October–November 1974

**Scorpaenodes steinitzi Klausewitz & Frøiland 1970**

in honor of Heinz Steinitz (1909-1971), marine biologist and herpetologist (Hebrew University, Jerusalem), who collected type and offered it to the authors

**Scorpaenodes tredecimspinosus (Metzelaar 1919)**

*tredecim*, thirteen; *spinosus*, spiny, referring to 13 dorsal-fin spines

**Scorpaenodes tribulosus Eschmeyer 1969**

Latin for thorny, referring to strongly ctenoid scales

**Scorpaenodes varipinnis Smith 1957**

*vari-*, varied or variegated; *pinnis*, fin, allusion not explained, perhaps referring to “striking and handsome markings” on dorsal, caudal and pelvic fins

**Scorpaenodes xyris (Jordan & Gilbert 1882)**

from *xyron*, Greek for razor, referring to sharp spines on head (e.g., nuchal, occipital, opercular)

**Scorpaenopsis Heckel 1837**

*opsis*, appearance, proposed for *S. nesogallica* (= *gibbosa*), similar in appearance to *Scorpaena* but lacking palatine teeth

**Scorpaenopsis altirostris Gilbert 1905**

*alti-*, high; *rostris*, snout, referring to “short and high” snout, “without a preocular depression”

**Scorpaenopsis barbata (Rüppell 1838)**

bearded, referring to 3-4 fleshy tentacles on each side of lower jaw

**Scorpaenopsis brevifrons Eschmeyer & Randall 1975**

*brevis*, short; *frons*, brow or forehead, referring to steep head profile compared with longer, more pointed snout found in most species of *Scorpaenopsis*

**Scorpaenopsis cacopsis Jenkins 1901**

*kakos*, Greek for bad but used here to mean ugly; *opsis*, face, presumably referring to any or all of the following: numerous spines, dermal flaps, cavities and depressed areas on head; very convex snout, forming an “abrupt hump”

**Scorpaenopsis cirrosa (Thunberg 1793)**

with curls on tendrils, referring to fleshy tentacles on head and lower jaw

**Scorpaenopsis cotticeps Fowler 1938**

*Cottus*, genus of sculpins; *ceps*, head, allusion not explained, perhaps referring to sculpin-like combination of big head and wide mouth

**Scorpaenopsis crenulata Motomura & Causse 2011**

minutely crenate, referring to serrated spines on dorsal part of head

**Scorpaenopsis diabolus (Cuvier 1829)**

devilish or of the devil, referring to *diable*, said to be its local name at Mer du Croisic (northern Bay of Biscay,

eastern Atlantic, but this Indo-Pacific species does not occur there), probably referring to its venomous dorsal-fin spines; Cuvier & Valenciennes (1829) report that locals in the Moluccas Islands of Indonesia shun this fish because of the “bad omen” of its name, and that two locals died from after “frightful suffering” (translation)

***Scorpaenopsis eschmeyeri* Randall & Greenfield 2004**

in honor of William N. Eschmeyer (b. 1939), California Academy of Sciences, for his research on scorpaenid fishes

***Scorpaenopsis furneauxi* Whitley 1959**

in honor of Capt. Tobias Furneaux (1735-1781), English navigator and Royal Navy officer who accompanied James Cook on his second voyage of exploration, including Australia, where this species occurs; Whitley mentioned that a biography of Furneaux had recently (1956) been published, perhaps inspiring this name

***Scorpaenopsis gibbosa* (Bloch & Schneider 1801)**

humpbacked (“dorso gibbo”), referring to elevated back

***Scorpaenopsis gilchristi* (Smith 1957)**

in honor of John Dow Fisher Gilchrist (1866-1926), the “father of South African ichthyology and the pioneer investigator of the rich resources of our seas”

***Scorpaenopsis insperata* Motomura 2004**

Latin for unexpected, referring to its “unexpected discovery” from Sydney Harbor, Australia, a populated harbor adjacent to the Sydney metropolitan area [originally spelled *insperatus*; emended to agree with feminine gender of genus]

***Scorpaenopsis lactomaculata* (Herre 1945)**

*lactis*, milk; *maculata*, spotted, referring to circular milky spot just above lateral line and beneath ninth dorsal-fin spine, beneath eye, and at hind end of soft dorsal-fin base (tentacles or flaps below lateral line are also milky white)

***Scorpaenopsis longispina* Randall & Eschmeyer 2001**

*longus*, long; *spina*, spine, referring to “unusually” long second anal-fin spine

***Scorpaenopsis macrochir* Ogilby 1910**

*macro-*, long or large; *cheiros*, hand, referring to “very large” pectoral fin, extending to above second anal-fin spine

***Scorpaenopsis neglecta* Heckel 1837**

neglected or overlooked, allusion not explained, perhaps referring to similarity to (and possible previous identification as) *S. nesogallica* (= *gibbosa*)

***Scorpaenopsis obtusa* Randall & Eschmeyer 2001**

obtuse, having the shortest, most blunt snout in the genus

***Scorpaenopsis orientalis* Randall & Eschmeyer 2001**

eastern, referring to occurrence off southern Japan (south to Taiwan)

***Scorpaenopsis oxycephala* (Bleeker 1849)**

*oxy*, sharp; *cephalus*, head, referring to long snout

***Scorpaenopsis papuensis* (Cuvier 1829)**

*-ensis*, suffix denoting place: Papua (New Guinea), type locality (occurs in Indo-West Pacific from Indonesia east to Society Islands, north to southern Sea of Japan, south to northern Australia)

***Scorpaenopsis pluralis* Randall & Eschmeyer 2001**

Latin for more than one, referring to 2-4 spinous tips on opercular spines, second lacrimal spine, supracleithral spine, and upper preopercular spine

***Scorpaenopsis possi* Randall & Eschmeyer 2001**

in honor of Stuart G. Poss, for his research on scorpaeniform fishes and for his help with the authors’ study

***Scorpaenopsis pusilla* Randall & Eschmeyer 2001**

very small, “clearly” the smallest member of the genus (up to 27.3 mm SL)

***Scorpaenopsis ramaraoi* Randall & Eschmeyer 2001**

in honor of the late Kaza V. Rama-Rao (1940-?), Zoological Survey of India, Marine Biological Station (Madras), who assisted in early research on *Scorpaenopsis*

***Scorpaenopsis rubrimarginata* Fricke, Durville & Mulochau 2013**

*ruber*, red; *marginatus*, margined, referring to conspicuous red margin of pectoral fin

***Scorpaenopsis venosa* (Cuvier 1829)**

veined; per Cuvier & Valenciennes (1829), “all the skin on its head, between the spines, is veined by small hollow lines which join in all directions, and thus form a network with small irregular meshes, that one would be tempted to take, at first glance, for scales” (translation)

**Scorpaenopsis vittapinna** Randall & Eschmeyer 2001

*vitta*, band; *pinna*, fin, referring to dark transverse band on anal and pelvic fins

**Sebastapistes** Gill 1877

etymology not explained, perhaps *Sebast-*, from *Sebastichthys* (subgenus of *Sebastes*), previous genus of *S. cyanostigma*, or referring to Sebastid fishes in general; *apistes*, from *apistus*, not to be trusted or perfidious, i.e., not a true *Sebastichthys* or Sebastid but “intermediate between the Sebastoid and Scorpaenoid genera”

**Sebastapistes aplodactylus** (Bleeker 1853)

[*h*] *aplos*, simple; *dactylus*, finger, referring to undivided (vs. partially divided) rays of pectoral fin [a questionably valid taxon]

**Sebastapistes ballieui** (Sauvage 1875)

in honor of Pierre Étienne Théodore Ballieu (1828-1885), French consul to the Sandwich Islands (Hawai‘i), who provided Muséum national d’Histoire naturelle (Paris) with many Hawaiian specimens, including type of this one

**Sebastapistes coniora** Jenkins 1903

Latin for dusty, presumably referring to “very small” round dusky spots covering head and spinous dorsal fin

**Sebastapistes cyanostigma** (Bleeker 1856)

*cyno-*, blue; *stigma*, mark or spot, referring to pearly or light-blue spots on body

**Sebastapistes fowleri** (Pietschmann 1934)

patronym not identified but clearly in honor of ichthyologist Henry Weed Fowler (1878-1965), Academy of Natural Sciences of Philadelphia, whose 1928 monograph “Fishes of Oceania” was cited in Pietschmann’s redescription of the species in 1938

**Sebastapistes galactacma** Jenkins 1903

*galactos*, Greek for milk; *acma*, etymology uncertain, perhaps from the Greek *akmaios*, in full bloom, referring to “head and body covered with thickly-set, minute, bright white points”

**Sebastapistes mauritiana** (Cuvier 1829)

*-ana*, belonging to: Mauritius, Mascarenes, southwestern Indian Ocean, type locality (occurs in Red Sea and Indo-West Pacific from East Africa, South Africa, Seychelles, Madagascar and Mascarenes east to Wake Atoll and Pitcairn Group, south to New Caledonia and Rapa)

**Sebastapistes monospina** Cabebe-Barnuevo & Motomura 2025

*mono-*, from *mónos* (Gr. μόνος), one or single; *spina* (L.), thorn or spine, referring to single suborbital ridge (formed by fusion of the first and second ridges) terminating in a single suborbital spine

**Sebastapistes pascuensis** (Eschmeyer & Allen 1971)

*-ensis*, suffix denoting place: Isla de Pascua, Spanish name for Easter Island, where it is endemic

**Sebastapistes perplexa** Motomura, Aizawa & Endo 2014

Latin for confused, referring to its “confused taxonomic status,” having previously been regarded as juveniles of *Scorpaena* or *Parascorpaena*, or as *Sebastapistes strongia*

**Sebastapistes strongia** (Cuvier 1829)

*-ia*, belonging to: Strong’s Island (now known as Kosrae), Caroline Islands, Micronesia, type locality (occurs in Red Sea and Indo-West Pacific from East Africa, Aldabra, Madagascar and Mauritius, east to Mariana, Gilbert, Marquesas and Gambier islands, north to southern Japan, south to northern Australia and New Caledonia)

**Sebastapistes taeniophrys** (Fowler 1943)

*taenia*, ribbon; *phrys*, eyebrow, referring to large supraorbital flaps

**Sebastapistes tinkhami** (Fowler 1946)

in honor of Capt. Ernest R. Tinkham, Army of the United States, who made a collection of fishes from off the Ryukyu Islands off Japan, including type of this one; in 1945, Fowler wrote that Tinkham collected fishes “in odd moments of relaxation from his duties with our armed forces”

**Taenianotus** Lacepède 1802

*taenia*, narrow flat band; *notus*, back, referring to long dorsal fin, extending from head to tail

**Taenianotus triacanthus** Lacepède 1802

*tri-*, three; *acanthus*, thorn or spine, referring to three preopercular spines (actually, it has only two)

**Thysanichthys** Jordan & Starks 1904


*thysanos*, fringe, referring to dermal filaments on head and along lateral line; *ichthys*, fish

**Thysanichthys crossotus** Jordan & Starks 1904

fringed, referring to dermal filaments on head and along lateral line

**Ursinoscorpaenopsis** Nakabo & Yamada 1996

ursine, related to or resembling bears, having a “bear-like” body similar to *Scorpaenopsis*



*Caracanthus madagascariensis*. From: Guichenot, A. 1869. Notice sur quelques poissons inédits de Madagascar et de la Chine. *Nouvelles Archives du Muséum d'Histoire Naturelle, Paris* v. 5 (fasc. 3): 193-206, Pl. 12.

***Ursinoscorpaenopsis kitai* Nakabo & Yamada 1996**

in honor of Tsugiyoshi Kita of Nagasaki, Japan (no other information available), who collected holotype

**Subfamily Caracanthinae** Coral Crunchers

***Caracanthus* Krøyer 1845**

*cara-*, head; *acanthus*, thorn or spine, referring to infraorbital of *C. typicus* armed with strong spines

***Caracanthus maculatus* (Gray 1831)**

spotted, referring to yellow-red spots on sides, back and top of head

***Caracanthus madagascariensis* (Guichenot 1869)**

*-ensis*, suffix denoting place: Madagascar, type locality (occurs in western Indian Ocean from Sodwana Bay [South Africa] and East Africa, Madagascar and western Mascarenes east to Maldives and Chagos Archipelago)

***Caracanthus typicus* Krøyer 1845**

typical, serving as type of genus

***Caracanthus unipinna* (Gray 1831)**

*uni-*, one; *pinna*, fin, referring to confluent dorsal fin, compared with spinous and soft dorsal fins separated at the base as in *C. maculatus*

***Caracanthus zeylonensis* (Day 1870)**

*-ensis*, suffix denoting place: Zeylon, Dutch spelling of Ceylon, now known as Sri Lanka, where type locality (off Galle) is situated

**Subfamily Pteroinae** Turkeyfishes and Lionfishes

***Brachypterois* Fowler 1938**

*brachys*, short, i.e., related to *Pterois* but with shorter dorsal-fin spines

***Brachypterois curvispina* Matsunuma, Sakurai & Motomura 2013**

*curvus*, curved; *spina*, spine, referring to dorsally curved posterior lacrimal spine present in large adults

***Brachypterois serrulata* (Richardson 1846)**

diminutive of *serra*, saw, i.e., small saw-toothed, referring to “very low, thin, and serrated crests” on head instead of rows of spines as seen on *Sebastes* (Sebastidae), its presumed genus at the time

***Brachypterois serrulifer* Fowler 1938**

*serrula*, a little tooth (on a saw); *fero*, to bear, presumably referring to “serrulate” ridges on head, a feature of the genus

***Dendrochirus* Swainson 1839**

*dendro-*, branch; *cheiros*, hand, proposed as a subgenus of *Pterois* with branched pectoral-fin rays

***Dendrochirus koyo* Matsunuma & Motomura 2019**

named for the *Kōyo-maru*, research vessel of the Tokyo Metropolitan Islands Area Research and Development Center of Agriculture, Forestry and Fisheries, from which holotype was collected

***Dendrochirus zebra* (Cuvier 1829)**

allusion not explained, presumably referring to zebra-like black and white vertical stripes (but on an orange body)

***Ebosia* Jordan & Starks 1904**

latinization of *Eboshi*, an ancient Japanese helmet or head-dress shaped like the nuchal appendages (parietal crests) of mature males in this genus, hence the vernacular name of *Eboshi-Kasago*

***Ebosia bleekeri* (Döderlein 1884)**

patronym not identified but clearly in honor of Dutch medical doctor and ichthyologist Pieter Bleeker (1819-1878)

***Ebosia falcata* Eschmeyer & Rama-Rao 1978**

sickle-shaped, referring to elongated parietal crests of mature males

***Ebosia saya* Matsunuma & Motomura 2014**

named for Saya de Malha Bank, western Indian Ocean, only known area of occurrence

***Ebosia vespertina* Matsunuma & Motomura 2015**

western, the westernmost species in the genus

***Nemapterois* Fowler 1938**

*nema-*, thread, referring to “extraordinarily long” preorbital barbel; *Pterois*, type genus of subfamily

***Nemapterois biocellatus* Fowler 1938**

*bi-*, two; *ocellatus*, having eye-like spots, referring to two ocelli on posterior soft-dorsal fin

***Neochirus* Chou, Liu & Liao 2023**

*neo*, new; *chirus*, from *Dendrochirus*, i.e., a new genus split from *Dendrochirus*

***Neochirus barberi* (Steindachner 1900)**

in honor of Capt. Barber (no other information available), who found holotype in plankton during a trip from Honolulu to Cape Horn (1896-1897)

***Neochirus bella* (Jordan & Hubbs 1925)**

beautiful, presumably referring to body and fins “prettily spotted” with brown or black

***Neochirus brachyptera* (Cuvier 1829)**

*brachys*, short; *pterus*, fin, referring to shorter pectoral fins compared with *D. zebra*, its presumed congener at the time

***Neochirus hemprichi* (Matsunuma, Motomura & Bogorodsky 2017)**

in honor of German naturalist and explorer Friedrich W. Hemprich (1796-1825), for his “great” contributions to the zoology of the Red Sea (type locality)

***Neochirus tuamotuensis* (Matsunuma & Motomura 2013)**

*-ensis*, suffix denoting place: Tuamotu Archipelago, French Polynesia, South Pacific, only known area of occurrence

***Parapterois* Bleeker 1876**

*para-*, near; *Pterois*, original genus of *P. heterura*

***Parapterois heterura* (Bleeker 1856)**

*heteros*, different; *oura*, tailed, referring to its “very long and flared” (translation) caudal fin, with upper ray produced into a filamentous extension

***Parapterois macrura* (Alcock 1896)**

*macro-*, long or large; *oura*, tailed, referring to upper caudal-fin ray “produced as a slender filament which is as long as the body behind the eye”

***Parapterois nigripinnis* (von Bonde 1923)**

*niger*, black; *pinnis*, fin, described as having (in alcohol) black ventral and pectoral fins, a dorsal fin mottled with black, and anal and caudal fins with scattered black dots

***Pterois* Oken 1817**

derived from *pterus*, fin, based on “Les Pterois” of Cuvier 1816, referring to high dorsal and long pectoral fins

***Pterois andover* Allen & Erdmann 2008**


named for the Andover group of companies, including Andover Leisure, which owns, builds and manages oceanaria and related operations, and is “dedicated to promoting greater public appreciation of the oceans and marine conservation in Asia”; named at the request of Sinduchajana Sulisty, Andover chairman, who successfully bid to conserve this species at the Blue Auction, a black-tie charity auction in Monaco (20 Sept. 2007) in support of Conservation International’s Bird’s Head Seascape marine conservation initiative

***Pterois lunulata* Temminck & Schlegel 1843**

somewhat moon shaped, presumably referring to crescent-shaped black spots on pectoral fins

***Pterois miles* (Bennett 1828)**

soldier, allusion not explained, perhaps referring to red body color, resembling the uniforms of 19th-century



*Pterois miles*. From: Bennett, J. W. 1828-30. *A selection from the most remarkable and interesting fishes found on the coast of Ceylon*. London. First edition: i-viii + 30 unnumbered pp., Pls. 1-30.

soldier-sailors

***Pterois russelii* Bennett 1831**

in honor of surgeon-herpetologist Patrick Russell (1726-1805), who illustrated and described (but did not name) this species in 1803 (Bennett, following the lead of Cuvier and Valenciennes, consistently misspelled Russell's name by omitting an "l")

***Pterois volitans* (Linnaeus 1758)**

flying, presumably referring to its large wing-like pectoral fins

***Pteropterus Swainson 1839***

*Ptero-*, proposed as a subgenus of *Pterois*; *pterus*, fin, allusion not explained, perhaps referring to long pectoral fins ("as long as the body") of *P. radiatus*

***Pteropterus antennatus* (Bloch 1787)**

with antennae, referring to long banded tentacle above each eye

***Pteropterus brevipectoralis* Mandrytsa 2002**

*brevis*, short; *pectoralis*, pectoral, referring to shorter pectoral fin compared with the similar *P. sphex*

***Pteropterus cinctus* (Rüppell 1838)**

belted or encircled, presumably referring to "eight fine milk-white horizontal stripes, some of which bifurcate on the belly and back" (translation)

***Pteropterus mombasae* Smith 1957**

of Mombasa, Kenya, western Indian Ocean, type locality (occurs from East and South Africa, Socotra and Madagascar east to western Indonesia)

***Pteropterus paucispinula* (Matsunuma & Motomura 2014)**

*paucus*, few; *spinula*, small thorn or spine, referring to small number of spinules on ctenoid scales of head and body compared with the closely related *P. mombasae*

***Pteropterus radiatus* (Cuvier 1829)**

radiated or rayed, presumably referring to long pectoral-fin rays, which extend beyond fin membrane

***Pteropterus sphex* (Jordan & Evermann 1903)**

Greek for wasp, allusion not explained, perhaps referring to wasp-like sting it can deliver to predators and humans