

The *ETYFish* Project

© Christopher Scharpf

COMMENTS: 

v. 5.0 - 7 Jan. 2025

Order PERCIFORMES (part 10)

Suborder SCORPAENOIDEI Mail-cheeked Fishes (part 3 of 3)

Family SYNANCEIIDAE Stonefishes

52 genera · 142 species

Subfamily Apistinae Wasp Scorpionfishes

***Apistops* Ogilby 1911**

ops, appearance, referring to similarity to, and original placement of, its one species in *Apistus*

***Apistops caloundra* (De Vis 1886)**

named for Caloundra, Queensland, Australia, type locality (occurs in the Indo-Pacific along Papua New Guinea, northwest Australia, and the Arafura Sea)

***Apistus* Cuvier 1829**

from *apistes*, not to be trusted or perfidious, referring to long and mobile suborbital and preopercular spines, which can become “very offensive weapons that these fish use when you least expect it” (translation)

***Apistus carinatus* (Bloch & Schneider 1801)**

keeled, presumably referring to bony ridges or keels on head (“capitis carinis osseis pluribus”)

***Apistus shaula* Matsunuma, Seah & Motomura 2024**

named for Shalua (also known as Lambda Scorpii), the second-brightest object in the constellation Scorpius, referring to its being the second species of a genus long considered monotypic, and the fact that “Shaula” comes from Arabic, this species most likely endemic to the Arabian Sea (Mizuki Mastunuma, pers. comm.)

***Cheroscorpaena* Mees 1964**

cheiros, hand, referring to pectoral fins consisting of nine rays connected by a membrane, followed ventrally by three detached simple rays of about the same length; *scorpaena*, scorpion, then placed in Scorpaenidae

***Cheroscorpaena tridactyla* Mees 1964**

tri-, three; *dactylos*, finger, referring to three detached simple rays of pectoral fin

Subfamily Tetraroginae Waspfishes

***Ablabys* Kaup 1873**

from the Greek *ablabes*, harmless, allusion not explained, perhaps referring to “blunt armament of the head” (translation), i.e., compared with sharper head spines on related genera

***Ablabys binotatus* (Peters 1855)**

bi-, two; *notatus*, marked, presumably referring to silvery-white spot (rose-red after death) on lateral line (one per side, for a total of two)

***Ablabys gymnothorax* Chungthanawong & Motomura 2018**

gymnos, bare or naked; *thorax*, chest, referring to lack of scales on thorax

***Ablabys macracanthus* (Bleeker 1852)**

macro-, long or large; *acanthus*, thorn or spine, allusion not explained nor evident, perhaps referring to long dorsal-fin spines (a characteristic of the genus)

***Ablabys pauciporus* Chungthanawong & Motomura 2018**

paucus, few; *porus*, pore, referring to fewer lateral-line pores (12–13) compared with *A. taenianotus* (20–25)

***Ablabys taenianotus* (Cuvier 1829)**

taenia, narrow flat band; *notus*, back, referring to long dorsal fin, extending from head to tail (per Cuvier & Valenciennes 1829)

***Centropogon* Günther 1860**

kentron, thorn or spine; *pogon*, beard, allusion not explained, perhaps referring to “spiniferous” preorbital and preoperculum, creating the appearance of a spiny “beard”

***Centropogon australis* (Shaw 1790)**

southern, a fish of Australian waters

***Centropogon latifrons* Mees 1962**

latus, wide or broad; *frons*, forehead, proposed as a subspecies of *C. australis* with a wider interorbital

***Centropogon marmoratus* Günther 1862**

marbled, referring to yellowish body, marbled with brown

***Coccotropsis* Barnard 1927**

opsis, appearance, similar to *Coccotropus* (Aploactinidae) but differing in having three anal-fin spines and four anal-fin rays (among other characters)

***Coccotropsis gymnoderma* (Gilchrist 1906)**

gymnos, bare or naked; *derma*, skin, referring to scaleless skin, “scales could be discerned in a piece of skin examined microscopically”

***Cottapistus* Bleeker 1876**

combination of *Cottus*, genus of sculpins, referring to sculpin-like appearance, and *Apistus* (Apistidae), its previous genus

***Cottapistus cottoides* (Linnaeus 1758)**

-oides, having the form of: *Cottus*, genus of sculpins, described as a perch (*Perca*) with a sculpin-like appearance

***Glyptauchen* Günther 1860**

glyptos, engraved; *auchen*, nape, presumably referring to “crown of the head with a deep saddle-like impression”

***Glyptauchen panduratus* (Richardson 1850)**

resembling a fiddle in outline, presumably referring to “elevation of the orbit, which rises in a semicircular protuberance, so high above the occiput as to give the hinder part of the head a relative depression like a Turkish saddle, and to render the snout and forehead almost vertical”

***Gymnapistes* Swainson 1839**

gymnos, bare or naked, proposed as a subgenus of *Apistes* (= *Apistus*, Apistidae) with a “generally” scaleless body

***Gymnapistes marmoratus* (Cuvier 1829)**

marbled, referring to coloration in alcohol, with a “large and beautiful irregular marbling of purplish brown that extends over its fins as over the rest of its surface” (translation)

***Liocranium* Ogilby 1903**

leios, smooth; *cranium*, skull, presumably referring to head of *L. praepositum* “entirely naked, without dermal appendages”

***Liocranium pleurostigma* (Weber 1913)**

pleuro-, side; *stigma*, mark or spot, referring to dark spot behind operculum

***Liocranium praepositum* Ogilby 1903**

an officer (a noun, properly spelled *praepositus*), referring to “black shoulder bands,” described as a dusky band below second and third dorsal spines, passing downwards through eye, where it forks, and a broad black band from sixth and seventh spines to middle of appressed pectoral fin

***Neocentropogon* Matsubara 1943**

neo, new, i.e., a new genus closely related to *Paracentropogon* (original genus of type species, *P. aeglefinus*) and similar to *Centropogon* as well

***Neocentropogon aeglefinus* (Weber 1913)**

similar in shape and color to *Gadus* (now *Melanogrammus*) *aeglefinus* (Gadiformes: Gadidae)

***Neocentropogon affinis* (Lloyd 1909)**

related, “closely allied” to *Gymnapistes niger* (= *Tetraroge nigra*), its presumed congener at the time

***Neocentropogon japonicus* Matsubara 1943**

-icus, belonging to: Japan, proposed as a Japanese subspecies of *aeglefinus* (occurs in northwestern Pacific from South China Sea and Philippines north to southern Japan)

***Neocentropogon mesedai* Klausewitz 1985**


of MESEDA, the Atlantis II-Deep Metalliferous Sediments Development Expedition (1977-1981), during which type was collected in the Red Sea in 1979

***Neocentropogon profundus* (Smith 1958)**

deep, allusion not explained, perhaps referring to capture of holotype at 146 m, in the stomach of *Pristipomoides microlepis* (= *filamentosus*, Lutjaniformes: Lutjanidae)

***Neocentropogon trimaculatus* Chan 1966**

tri-, three; *maculata*, spotted, referring to three prominent blackish grey blotches, one immediately behind upper end of gill opening, a second one on back from behind fifth to eighth dorsal spines, and a third one, the largest, extending from tenth dorsal spine to third dorsal ray



Ocosia possi. From: Mandrytsa, S. A. and S. I. Usachev. 1990. A new species of the genus *Ocosia* Jordan and Starks (Scorpaeniformes, Tetrarogidae) from the western part of the Indian Ocean. *Voprosy Ikhtiologii* v. 30 (no. 2): 325-327. English translation in *Journal of Ichthyology* v. 30 (no. 3): 130-134.

Neovespicula Mandrytsa 2001

neo-, new, i.e., a new genus related to *Vespicula* (= *Trichosomus*, diminutive of *vespa*, wasp, i.e., a waspfish), its one species previously placed in that genus

***Neovespicula depressifrons* (Richardson 1848)**

depressus, pressed down; *frons*, brow or forehead, referring to “considerably depressed” head, “the profile rising at an angle of only twenty-five degrees to the beginning of the dorsal”

***Notesthes* Ogilby 1903**

notos, back; *esthes*, a garment, referring to “complete lepidosus [squamation] of the dorsal region”

***Notesthes robusta* (Günther 1860)**

stout or full-bodied, allusion not explained, perhaps referring to stouter body shape compared with *Centropogon australis*, its presumed congener at the time

***Ocosia* Jordan & Starks 1904**

latinization of *Okoze*, Japanese vernacular for venomous scorpaenoid fishes

***Ocosia apia* Poss & Eschmeyer 1975**

Latin for far away, referring to isolated insular type locality (Raoul Island, Kermadec Islands, South Pacific Ocean)

***Ocosia dorsomaculata* Chungthanawong & Motomura 2022**

dorso-, dorsal; *maculata*, spotted, referring to blotch or blotches on spinous portion of dorsal fin

***Ocosia fasciata* Matsubara 1943**

banded, referring to five irregular, broad dusky bands crossing body (in alcohol)

***Ocosia possi* Mandrytsa & Usachev 1990**

in honor of ichthyologist Stuart G. Poss (b. 1950), “well-known” (translation) researcher of scorpaenoid fishes

***Ocosia ramaraoi* Poss & Eschmeyer 1975**

in honor of the Kaza V. Rama-Rao (1940-?), Zoological Survey of India, Marine Biological Station (Madras), who collected type and is a student of Indian Ocean scorpaenoids

***Ocosia sphex* Fricke 2017**

Greek for wasp, referring to wasp-like sting associated with its fin spines (characteristic of the family), and alluding to the vernacular name “waspfish”

***Ocosia spinosa* Chen 1981**

spine, referring to spines on lateral surface of lachrymal and second orbital

***Ocosia vespa* Jordan & Starks 1904**

Latin for wasp, referring to wasp-like sting associated with its fin spines (characteristic of the family)

***Ocosia zaspilota* Poss & Eschmeyer 1975**

za-, very; *spilota*, spotted, referring to distinct large, brown spots on body

Paracentropogon Bleeker 1876

para-, near, closely related to *Centropogon* but distinguished (per Bleeker) by the absence of thorn-shaped occipital ridges, by the insertion of the first dorsal spine above the eyes, by very small scales that seem submerged in the skin, and by 12-14 dorsal-fin spines

Paracentropogon longispinis (Cuvier 1829)

longus, long; *spinis*, spine, referring to longer suborbital and preopercular spines than *Ablabys taenianotus*, its presumed congener at the time

Paracentropogon rubripinnis (Temminck & Schlegel 1843)

ruber, red; *pinnis*, fin, referring to “pale-purple” (translation) fins (except for dorsal)

Paracentropogon vespa Ogilby 1910

Latin for wasp, referring to wasp-like sting associated with its fin spines (characteristic of the family)

Paracentropogon zonatus (Weber 1913)

banded, presumably referring to whitish, wavy band that encircles caudal-fin base

Pseudovespicula Mandrytsa 2001

pseudo-, false, i.e., although this genus may resemble *Vespicula* (= *Trichosomus*, diminutive of *vespa*, wasp, i.e., a waspfish), with its species previously included in it, such an appearance is false

Pseudovespicula cypho (Fowler 1938)

hunchbacked, referring to elevated back

Pseudovespicula dracaena (Cuvier 1829)

Latin for dragon, allusion not explained, perhaps referring to strong first three rays of dorsal fin

Pseudovespicula zollingeri (Bleeker 1848)

in honor of the “meritorious naturalist traveller” (and Swiss botanist) Heinrich Zollinger (1818-1859), who gave his collection of Macassar (Indonesia) fishes, including type of this one, to Bleeker

Richardsonichthys Smith 1958

named for surgeon-naturalist John Richardson (1787-1865), who described *R. leucogaster*; *ichthys*, fish

Richardsonichthys leucogaster (Richardson 1848)

leukos, white; *gaster*, belly, referring to “pure white” belly, including lower part of pectoral fins

Snyderina Jordan & Starks 1901

-ina, belonging to: ichthyologist John Otterbein Snyder (1867-1943), for his studies of Japanese fishes

Snyderina guentheri (Boulenger 1889)

in honor of ichthyologist-herpetologist Albert Günther (1830-1914), who proposed its original genus, *Tetraroge*, in 1860

Snyderina yamanokami Jordan & Starks 1901

from *Yama-no-kami*, or Mountain Goddess, its local name in Kagoshima, Japan; in local mythology, *Yama-no-kami* is a woman with wings, capable of starting a storm

Tetraroge Günther 1860

tetra-, four; *rhogos*, cleft, referring to four clefts between gills compared with five on *Pentaroge* (= *Gymnapistes*)

Tetraroge barbata (Cuvier 1829)

bearded, referring to two barbels near symphysis of lower jaw

Tetraroge nigra (Cuvier 1829)

black, referring to “nearly blackish” (translation) color in alcohol (brownish in life)

Trichosomus Swainson 1839

tricho-, thread, allusion not explained, perhaps referring to three anteriormost dorsal-fin spines forming a separate fin; *somus*, body, allusion not explained nor evident

Trichosomus trachinoides (Cuvier 1829)

-oides, having the form of: referring to its resemblance “at first glance” (translation) to the weeverfishes, *Trachinus* (Perciformes: Trachinidae)

Subfamily Choridactylinae Stingers

Choridactylus Richardson 1848

choris, apart or separated; *dactylus*, finger, referring to free (and curved) pectoral-fin rays of *C. multibarbus*, by which it is “readily distinguished” from other members of the family known to Richardson

Choridactylus multibarbus Richardson 1848

multi-, many; *barbus*, barbel, referring to “two conspicuous fringed barbels attached to each limb of the lower jaw”

***Choridactylus natalensis* (Gilchrist 1902)**

-*ensis*, suffix denoting place: off Cape Natal Light, South Africa, where type locality (off Umhlanga River mouth) is situated

***Choridactylus striatus* Mandrytsa 1993**

striped, referring to characteristic stripes on body

***Inimicus* Jordan & Starks 1904**

Latin for foe or enemy, “dreaded by fishermen for their stinging spines”

***Inimicus brachyrhynchus* (Bleeker 1874)**

brachy, short; *rhynchus*, snout, referring to snout shorter than postocular part of head

***Inimicus caledonicus* (Sauvage 1878)**

-*icus*, belonging to: New Caledonia, where type locality (Nouméa) is situated (occurs in Indo-West Pacific from Andaman and Nicobar islands, Queensland [Australia], New Caledonia and Vanuatu)

***Inimicus cuvieri* (Gray 1835)**

patronym not identified but clearly in honor of Georges Cuvier (1769-1832), whose work on fishes culminated with his contributions to *Histoire naturelle des poissons* (1828-1831)

***Inimicus didactylus* (Pallas 1769)**

di-, two; *daktylos*, finger, referring to two lower rays of each pectoral fin, which are detached from the rest of the fin, and which the fish uses to “walk” across the sea floor

***Inimicus filamentosus* (Cuvier 1829)**

with filaments, referring to two lower rays of each pectoral fin, which are detached from the rest of the fin, and which the fish uses to “walk” across the sea floor

***Inimicus gruzovi* Mandrytsa 1991**

in honor of Evgeni Nikolaevich Gruzov (1933-2010), Russian zoologist and hydrobiologist, who collected holotype

***Inimicus japonicus* (Cuvier 1829)**

Japanese, described from the seas of Japan (and the coast of China)

***Inimicus sinensis* (Valenciennes 1833)**

-*ensis*, suffix denoting place: Sinica (China), where type locality (Canton, now Guangzhou) is situated (occurs in Indo-West Pacific from India and Sri Lanka east to Indonesia and Philippines, north to Taiwan, south to Northern Territory and Western Australia)

***Inimicus smirnovi* Mandrytsa 1990**


in honor of Alexey Vladimirovich Smirnov (b. 1955), Senior Researcher (interested in echinoderms), Zoological Institute of the Russian Academy of Sciences, who collected holotype

***Minous* Cuvier 1829**

latinization of *minoo*, from *woorah minoo*, local name for *M. woorah* (= *monodactylus*) at Vizagapatam on the Coromandel Coast of India, as reported by Russell (1803)

***Minous andriashevi* Mandrytsa 1990**

in honor of Soviet ichthyologist Anatoly Petrovich Andriashev (1910-2009), who helped collect type during the first cruise of diesel-electric ship *Ob* in 1956



Inimicus brachyrhynchus. From: Bleeker, P. 1874. Révision des espèces insulindiennes de la famille des Synanceoïdes. *Natuurkundige Verhandelingen van de Hollandsche Maatschappij der Wetenschappen te Haarlem* (Ser. 3) v. 2 (no. 3): 1-22, Pls. 1-4.

***Minous coccineus* Alcock 1890**

crimson, referring to “deep crimson” body and fns, “dissolved out in spirit”

***Minous dempsterae* Eschmeyer, Hallacher & Rama-Rao 1979**

in honor of friend and colleague Lillian J. Dempster (1905-1992), Associate Curator of Fishes, California Academy of Sciences (where the senior author worked), for her “assistance in the preparation of this and other papers” on scorpionfishes

***Minous groeneveldi* Matsunuma & Motomura 2018**

in honor of Rokus Groeneveld (b. 1966), Dutch amateur underwater photographer, who provided the authors with “excellent” underwater photographs of this species

***Minous inermis* Alcock 1889**

unarmed, referring to “feeble armature of the head, and flexible spines”

***Minous longimanus* Regan 1908**

longus, long; *manus*, hand, referring to long pectoral fin, extending to last ray of anal fin

***Minous monodactylus* (Bloch & Schneider 1801)**

mono-, one; *dactylus*, finger, referring to lowermost pectoral-fin ray detached from rest of fin

***Minous pictus* Günther 1880**

painted or colored, allusion not explained, presumably referring to back and dorsal fin largely marbled with blackish-brown and white and/or whitish posterior surface of black pectoral fin, with a black stripe along each ray

***Minous pusillus* Temminck & Schlegel 1843**

very small, referring to its much smaller size (up to 7.5 cm TL) compared with *M. monodactylus* (up to 15 cm TL)

***Minous quincarinatus* (Fowler 1943)**

quintus, five; *carinatus*, keeled, referring to five parallel longitudinal keels within interorbital space

***Minous radiatus* Matsunuma & Motomura 2018**

radial, referring to dark stripes radiating along inner surface of pectoral-fin rays

***Minous roseus* Matsunuma & Motomura 2018**

pinkish, referring to its “entirely pinkish” body

***Minous trachycephalus* (Bleeker 1855)**

trachys, rough; *cephalus*, head, “roughened by a multitude of bony nodules” (translation)

***Minous usachevi* Mandrytza 1993**

in honor of Sergey Ivanovick Usachev, Senior Scientist, Kerch Branch of the Azov Scientific Research Institute of Fisheries and Oceanography, a specialist on the fishes of the Gulf of Aden, where he collected holotype

***Minous versicolor* Ogilby 1910**

variegated or of various colors, described as dark-fawn above, roseate below, with two irregular black bands on sides, black blotches along back, orange blotches sometimes on lower body, head dark violaceous-brown streaked with gray, maxillary and lower surface white, dorsal fin fawn with the tips of the rays black, caudal fin lilac tipped with pink and crossed by three rose-pink bands, anal fin mostly dark brown (the base rosy), pectorals black (their inner surface broadly tipped with yellow and basally maroon) with or without 1-2 fawn crossbands (detached pectoral ray white or lavender with a broad yellow tip), ventrals basally roseate shading into a broad purple marginal band

Subfamily Synanceiinae Stonefishes

***Dampierosa* Whitley 1932**

Dampier, presumably referring to Dampier Peninsula, Indian Ocean, north of Broome, Western Australia, type locality of *D. daruma*; *Erosa*, a closely related genus

***Dampierosa daruma* Whitley 1932**

etymology not explained, perhaps referring to its “bulbous” head, inspired by the Japanese sculpin genus *Daruma*, a name applied to squat figures of Buddha, and thence to certain thick-headed fishes of Japan” (per Jordan & Starks 1904)

***Erosa* Swainson 1839**

presumably tautonymous with *Synanceia erosa* Cuvier 1829

***Erosa erosa* (Cuvier 1829)**

gnawed or eaten away, referring to surface of bones “hollowed out with small confluent dimples, as if they had been eaten away by worms” (translation)

***Leptosynanceia* Bleeker 1874**

leptos, thin, presumably referring to more elongate body compared to *Synanceia* (original genus of *L. asteroblepa*)

Leptosynanceia asteroblepa (Richardson 1844)

asteros, star; *blepos*, see, i.e., stargazer, referring to head like that of *Uranoscopus* (Uranoscopiformes: Uranoscopidae), with upturned eyes on top of head

Pseudosynanceia Day 1875

pseudo-, false, described as similar to *Leptosynanceia* but distinguished in having vomerine teeth

Pseudosynanceia melanostigma Day 1875

melanos, black; *stigma*, mark or spot, presumably referring to any or all of the following: gray body “mottled with black” on top of head and along back; black posterior half of spinous dorsal fin; yellow pectoral, ventral and anal fins edged with black; black band down posterior half of yellow caudal fin (but edged in yellow)

Synanceia Bloch & Schneider 1801

syn-, with; *angeton*, cavity, i.e., rutted (“a capite confragola dicta”), referring to large, cavernous heads of *S. horrida*, *S. verrucosa*, *S.* (now *Trachicephalus*) *uranoscopus*, *S.* (now *Inimicus*) *didactylus*, and *S.* (now *Scorpaena*, in Scorpaenidae) *papillosa*

Synanceia alula Eschmeyer & Rama-Rao 1973

Latin for “little wing,” referring to its low number of pectoral-fin rays (11 vs. 14–19 in congeners)

Synanceia horrida (Linnaeus 1766)

dreadful or frightful, probably referring to its “monstrous and horrendous” (per Gronow 1763) appearance (and not to its extremely venomous spines, probably unknown to European naturalists at the time)

Synanceia nana Eschmeyer & Rama-Rao 1973

dwarf or pygmy, referring to small size (up to 102 mm SL)

Synanceia platyrhynchus Bleeker 1874

platys, flat; *rhynchus*, snout, referring to “shallow depth of its occipital saddle” (translation)

Synanceia quinque Matsunuma, Manjaji-Matsumoto & Motomura 2021

five, referring to five pelvic-fin rays and five skin flaps on preopercle

Synanceia verrucosa Bloch & Schneider 1801

covered with verrucae, or warts, referring to warts and growths all over body

Trachicephalus Swainson 1839

cephalus, head, presumably referring to shape and “general aspect” similar to *Trachinus*, i.e., weeverfishes (Perciformes: Percoidae: Trachinidae)

Trachicephalus uranoscopus (Bloch & Schneider 1801)

urano, sky; *scopus*, watcher, referring to upturned eyes on top of head

Subfamily Aploactininae Velvetfishes**Acanthosphex Fowler 1938**

acanthus, thorn or spine, referring to two strong spines on preorbital projecting back behind eye and “enlarged and long” preopercular spines; *sphex*, Greek for wasp, presumably referring to wasp-like sting associated with its fin spines

Acanthosphex leurynnis (Jordan & Seale 1905)

leuros, smooth; [*h*]yⁿnⁱs, vomer, allusion not explained, possibly referring to small (i.e., fine) teeth on vomer

Adventor Whitley 1952

Latin for visitor, allusion not explained, proposed as a subgenus of *Membracidichthys* (= *Paraploactis*), then known from Indonesia and the Philippines, so perhaps the Australian *A. elongatus* is considered a “visitor” from that genus

Adventor elongatus (Whitley 1952)

elongate, described as an “elongate representative” of *Membracidichthys* (= *Paraploactis*)

Aploactis Temminck & Schlegel 1843

[*h*]aplo-, single or simple; *actis*, ray, presumably referring to “simple” rays of soft fins, “not branched at the tip” (translation)

Aploactis aspera (Richardson 1845)

asper, rough, referring to body covered with velvety prickles

Aploactisoma Castelnau 1872

soma, body, “nearly allied” to *Aploactis* but differing in the “presence of teeth on the palatine bones, and the composition of the fins”

Aploactisoma milesii (Richardson 1850)

in honor of Mr. Miles (forename not available), who collected off the coasts of Australia (perhaps from a Royal Navy convict ship) and presented specimens, including type of this species, to the Museum of Haslar Hospital (Hampshire, England), where Richardson studied it after he established the museum in 1838

***Bathyploactis* Whitley 1933**

bathys, deep, allusion not explained, perhaps referring to its occurrence in deeper water compared with the closely related *Aploactis*

***Bathyploactis curtisensis* Whitley 1933**

-*ensis*, suffix denoting place: off Gatcombe Head, Port Curtis, Queensland, Australia, type locality

***Bathyploactis ornatissima* Whitley 1933**

superlative of *ornatus*, handsome, splendid or decorated, proposed as a “well-marked” subspecies of *B. curtisensis* with a different, “strongly marked” color pattern

***Cocotropus* Kaup 1858**

etymology not explained nor evident; could translate as *coc[c]um*, scarlet, and *tropus*, manner or way, i.e., a scarlet fish, but type species *C. echinatus* is umber, not scarlet

***Cocotropus altipinnis* Waite 1903**

altus, high; *pinnis*, fin, presumably referring to first three rays of dorsal-fin, which are noticeably higher than its other rays

***Cocotropus astakhovi* Prokofiev 2010**

in honor of Dmitry Alekseevich Astakhov, Laboratory of Oceanic Ichthyofauna, Institute of Oceanology, Russian Academy of Sciences, “well-known” (translation) for his research in marine fishes, particularly coral-reef fishes of Viet Nâm (where this species occurs)

***Cocotropus aurantius* Matsunuma, Sado & Motomura 2021**

Latin for orange, referring to its characteristic coloration in life

***Cocotropus dermacanthus* (Bleeker 1852)**

derma, skin; *acanthus*, thorn or spine, referring to skin studded with small prickles

***Cocotropus echinatus* (Cantor 1849)**

spiny, presumably referring to numerous blunt or flattened spines on head

***Cocotropus eksae* Prokofiev 2010**

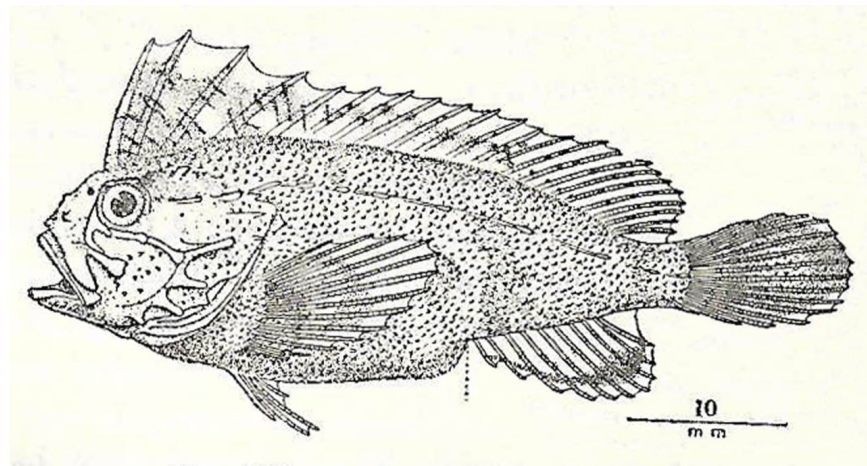
in honor of Eugenia K. Sytchevskaya (EKS), Curator of Fossil Fishes at the Palaeontological Institute of the Russian Academy of Sciences, a “well-known” (translation) ichthyologist and paleontologist

***Cocotropus izuensis* Imamura, Aizawa & Shinohara 2010**

-*ensis*, suffix denoting place: Izu Peninsula, Shizuoka Prefecture, Japan, where most of the type series were collected (also occurs at Bozo Peninsula)

***Cocotropus keramaensis* Imamura & Shinohara 2003**

-*ensis*, suffix denoting place: south of Kerama Islands, southern Japan, type locality



Cocotropus masudai. From: Matsubara, K. 1943. Studies on the scorpaenoid fishes of Japan (II). Transactions Sigenkagaku Kenkyusyo No. 2: 171-486, Pls. 1-4.

Cocotropus larvatus Poss & Allen 1987

from the Latin *larva*, ghost, referring to its “ghost-like appearance and small size”

Cocotropus masudai Matsubara 1943

in honor of Sigeo Masuda from Hachijō-jima Island, Japan (no other information available), who “obtained” type

Cocotropus microps Johnson 2004

micro-, small; *ops*, eye, referring to its small, “inconspicuous” eyes

Cocotropus monacanthus (Gilchrist 1906)

mono-, one; *acanthus*, thorn or spine, referring to one anal-fin spine, compared with 2-3 on *C. dermacanthus*

Cocotropus possi Imamura & Shinohara 2008

in honor of ichthyologist Stuart G. Poss (b. 1950), for his “outstanding” contributions to aploactinid systematics

Cocotropus richeri Fricke 2004

in honor of marine biologist Bertrand Richer de Forges (b. 1948), Institut de Recherche pour le Développement, Nouméa, New Caledonia), who collected many “interesting” species of New Caledonian fishes (but not this one)

Cocotropus roseomaculatus Imamura & Shinohara 2004

roseo-, rosy; *maculatus*, spotted, referring to characteristic pinkish spots on body and fins

Cocotropus roseus Day 1875

rosy, described as “fleshy, the fins having more of a pinkish tinge”

Cocotropus steinitzi Eschmeyer & Dor 1978

in honor of Heinz Steinitz (1909-1971), marine biologist and herpetologist (Hebrew University, Jerusalem), and Director of its Marine Biological Laboratory at Elat, who collected holotype in 1959

Erisphex Jordan & Starks 1904

eri-, very; *sphex*, Greek for wasp, allusion not explained, probably referring to wasp-like sting associated with its venomous fin spines

Erisphex aniarus (Thomson 1967)

etymology not explained, perhaps from the Greek *aniaros*, wretched or annoying, referring to its venomous fin spines

Erisphex philippinus (Fowler 1938)

Filipino, described from off Macabalan Pt. Light, northern Mindanao and vicinity, Philippines

Erisphex pottii (Steindachner 1896)

in honor of Constantin Edler von Pott, captain of the ship *Aurora*, from which type was collected

Erisphex simplex Chen 1981

Latin for simple, referring to less coarse body surface and lack of black marks compared with *E. pottii*

Kanekonia Tanaka 1915

-ia, belonging to: Ichiro Kaneko, who provided Tanaka with fishes from Nagasaki, Japan, including holotype of *K. florida* from a fish market (per Tanaka 1918)

Kanekonia florida Tanaka 1915

blooming or flowery, presumably referring to *Hanachigo-Okoze*, its Japanese vernacular name (per Tanaka 1918); *Hanachigo* roughly translates as “Flower-Child” (specifically, a boy living with a geisha, allusion not explained nor evident), and *Okoze*, a Japanese name for various venomous scorpaenoids)

Kanekonia leichhardti Johnson 2013

in honor of Ludwig Leichhardt (1813-1848), Prussian-born explorer and scientist, who achieved one of the longest journeys of exploration in Australia (1844-1845), covering ~4800 km, and was the first European to traverse the southern edge of the Gulf of Carpentaria (Queensland, type locality) over land and to report on its fauna, flora and geology (description published in a special issue commemorating the bicentenary of Leichhardt’s birth)

Kanekonia pelta Poss 1982

Latin for a small shield, referring to distinctive shape of first infraorbital bone

Kanekonia queenslandica Whitley 1952

-ica, belonging to: northern Queensland, Australia, where type locality (Albany Passage) is situated (also occurs off Western Australia, Northern Territory and South Australia)

Matsubarichthys Poss & Johnson 1991

in honor of the late Kiyomatsu Matsubara (1907-1968), Imperial Fisheries Institute (Tokyo), for his “pioneering and inspiring research” on scorpaenoid fishes; *ichthys*, fish

Matsubarichthys inusitatus Poss & Johnson 1991

Latin for unusual or rare, a “relatively primitive” aploactinid described from a single specimen

Neoaploactis Eschmeyer & Allen 1978

neo-, new; *Aploactis*, type genus of family, referring to its “newness and uniqueness in relation to other aploactinids”

Neoaploactis tridorsalis Eschmeyer & Allen 1978

tri-, three; *dorsalis*, dorsal, referring to three dorsal fins (the initial four spines forming a separate fin)

Paraploactis Bleeker 1864

para-, near, described as intermediate between *Aploactis* and *Trichopleura* (= *Sthenopus*)

Paraploactis hongkongiensis (Chan 1966)

-ensis, suffix denoting place: Hong Kong, where type locality (west shore of Sharp Island, inside of Port Shelter) is situated

Paraploactis intonsa Poss & Eschmeyer 1978

Latin for bearded or unshaven, referring to numerous cirri on lower jaw and snout, which give the face a “somewhat shaggy appearance”

Paraploactis kagoshimensis (Ishikawa 1904)

-ensis, suffix denoting place: Kagoshima, Japan, type locality (occurs in northwestern Pacific from northern Viet Nâm, southern China and Taiwan to Japan)

Paraploactis obbesi (Weber 1913)

in honor of Dutch artist Joan François Obbes (1869-1963), who illustrated the figures in Weber’s monograph with “such great expertise and with such great precision” (translation)

Paraploactis pulvinus Poss & Eschmeyer 1978

Latin for pillow, referring to large fleshy pad on isthmus upon which it rests its head

Paraploactis taprobanensis (Whitley 1933)

-ensis, suffix denoting place: Taprobana, ancient Greek name of Sri Lanka, presumed type locality (no type known; also occurs off southwest India)

Paraploactis trachyderma Bleeker 1865

trachys, coarse or rough; *derma*, skin, referring to nearly entire body covered with prickles

Peristrominus Whitley 1952

peristroma, carpet, allusion not explained; Whitley suggested the common name “Brown Carpet Fish,” possibly referring to its benthic habitat and camouflaging coloration; *Minous* (Synanceiidae), presumed to be a related genus

Peristrominus dolosus Whitley 1952

Latin for deceitful, referring to its camouflaging coloration and its type locality, Deception Bay (Queensland, Australia)

Prosoproctus Poss & Eschmeyer 1979

proso-, in front; *proctus*, anus, referring to forward position of anus (immediately posterior to pelvic-fin base rather than near anal-fin origin)

Prosoproctus pataecus Poss & Eschmeyer 1979

from Pataikos, an odd-shaped dwarf-like Phoenician deity used to decorate the prows of Phoenician ships, source of the name *Pataecus* (Pataecidae), presumed to be a related genus at the time

Pseudopataecus Johnson 2004

pseudo-, false, referring to “superficial but false likeness” with *Pataecus* (Pataecidae)

Pseudopataecus carnatobarbatus Johnson 2012

carnatus, fleshy; *barbatus*, bearded, referring to goatee-like beard of fleshy cirri present around lower chin

Pseudopataecus taenianotus Johnson 2004

taenia-, band or ribbon; *notus*, back, referring to long ribbon-like dorsal fin

Ptarmus Smith 1947

presumably from the Greek *ptarmos*, sneeze, allusion not explained nor evident

Ptarmus gallus (Kossmann & Räuber 1877)

Latin for cock or fowl, allusion not explained, probably referring to crested dorsal fin, like the fleshy growth or crest on the top of the head of gallinaceous birds

Ptarmus jubatus (Smith 1935)

jubate, i.e., fringed with long pendent hairs like a mane, allusion not explained, perhaps referring to mane-like dorsal fin

Sthenopus Richardson 1848

sthenos, strong (but perhaps Richardson meant *asthenos*, weak); *pous*, foot, referring to ventral fins, the “generic name is derived from their comparatively diminutive size”

***Sthenopus mollis* Richardson 1848**

mollis, soft, referring to “shaggy skin” of head and/or “soft, lax, scaleless” skin

***Xenaploactis* Poss & Eschmeyer 1980**

xenos, strange or different, allusion not explained but referring (per Stuart G. Poss, pers. comm.) to how genus differs from other aploactids by several features in combination: three anterior dorsal fin spines forming a separate fin, rather sharp head spines, a markedly upturned mouth, and a body densely covered with modified pointed scales); *Aploactis*, type genus of family [although original description says name means “stranger,” Poss tells us that name does not allude to the M/V *Stranger*, from which holotype of *X. cautes* was collected in 1960]

***Xenaploactis anopta* Poss & Eschmeyer 1980**

Greek for unseen, allusion not explained but referring (per Stuart G. Poss, pers. comm.) to holotype remaining undescribed since 1966 with no other specimens having been collected at the time

***Xenaploactis asperrima* (Günther 1860)**

rough, referring to head and body covered by small prickles (modified scales that form spinous points)

***Xenaploactis cautes* Poss & Eschmeyer 1980**

Latin for a rough, pointed rock, allusion not explained but referring (per Stuart G. Poss, pers. comm.) to both “rather pungent” head spines and laterally projecting spinules along lateral line (both characteristics of the genus)

Subfamily Perryeninae Whitenose Pigfish***Perryena* Whitley 1940**

-ena, belonging to: George Perry (1771-?), English architect, stonemason, naturalist, illustrator, and publisher, who proposed *Congiopodus* (Congiopodidae), presumed to be its closest relative at the time, in 1811, and original genus (though misspelled as *Congiopus*) of *P. leucometopon*

***Perryena leucometopon* (Waite 1922)**

leucos, white; *metopon*, forehead, referring to white forehead (including first dorsal-fin spine); front of snout and tip of chin also white

Subfamily Eschmeyerinae Cofish***Eschmeyer* Poss & Springer 1983**

in honor of William N. Eschmeyer (b. 1939), California Academy of Sciences, for his contributions to the study of scorpaenoid fishes [the common name Cofish for the family was coined by FishBase to honor Eschmeyer’s “Catalog of Fishes” (CoF)]

***Eschmeyer nexus* Poss & Springer 1983**

from the Latin *nectere*, to tie or connect, referring to a combination of features that suggest a close relationship to several groups of scorpaenoids

Subfamily Pataecinae Australian Prowfishes***Aetapcus* Scott 1936**

anagram of *Pataecus*, proposed as a subgenus of *Pataecus* in which the snout inclines backward instead of forward

***Aetapcus maculatus* (Günther 1861)**

spotted, referring to head and body “dotted and spotted” with black, and a series of large round spots along lower half of dorsal fin, with a series of small dots along the upper half

***Neopataecus* Steindachner 1884**

neo-, new, proposed as a subgenus of *Pataecus* distinguished by irregular shape of caudal fin, separation of dorsal from caudal fin, and slender shape of caudal peduncle

***Neopataecus waterhousii* (Castelnau 1872)**

in honor of Frederick George Waterhouse (1815-1898), the “able and indefatigable” Curator of the South Australian Museum, who collected holotype

***Pataecus* Richardson 1844**

from Pataikos, an odd-shaped dwarf-like Phoenician deity used to decorate the prows of Phoenician ships, presumably referring to the large head of *P. fronto* and its prow-shaped dorsal fin (hence the common name prowfish)

***Pataecus fronto* Richardson 1844**

from the Latin *frons*, brow or forehead, allusion not explained, probably referring to how the “dorsal fin commences at the anterior top of the forehead, before the eye, and reaches to the end of the tail, being united to the caudal fin” (per Richardson 1846)

Subfamily Gnathanacanthinae Red Velvetfish***Gnathanacanthus* Bleeker 1854**

gnathus, jaw; *ana-*, not; *acanthus*, thorn or spine, presumably referring to absence of spines on head, unlike *Taenianotus* (Scorpaenidae), its presumed relative at the time (which has two large spines on opercle, sometimes concealed by skin)

***Gnathanacanthus goetzei* Bleeker 1854**

in honor of J. W. Goetzee (no other information available), who sent holotype and other fishes from Hobart, Australia, to Bleeker

Family CONGIOPODIDAE Racehorses or Pigfishes

1 genus · 6 species

***Congiopodus* Perry 1811**

etymology not explained, perhaps from the Greek *gongulos*, round, and *podus*, foot, referring to roundish pelvic fins of *C. percatus* (= *torvus*)

***Congiopodus coriaceus* Paulin & Moreland 1979**

leathery, referring to “thick, smooth, leathery skin”

***Congiopodus kieneri* (Sauvage 1878)**

in honor of French zoologist Louis Charles Kiener (1799–1881), who collected one of the syntypes

***Congiopodus leucopaecilus* (Richardson 1846)**

leucos, white; *paecilus*, varicolored or mottled, referring to irregular purplish-white spots or mottles on body

***Congiopodus peruvianus* (Cuvier 1829)**

Peruvian, described from San Lorenzo Island, near Lima, Peru

***Congiopodus spinifer* (Smith 1839)**

spina, thorn; *fera*, bearing, presumably referring to “short, strong, and pointed spine” at base of snout in front of each eye and/or soft skin “armed with numerous minute and pointed spines, all of which are slightly directed backwards”

***Congiopodus torvus* (Gronow 1772)**

of the eyes or staring, allusion not explained, perhaps referring to eyes “on sides of top of head” (translation)

Family ZANCLORHYNCHIDAE Horsefishes

2 genera · 6 species/subspecies · (Taxonomic note: often treated as a subfamily of Congiopodidae.)

***Alertichthys* Moreland 1960**

named for the M/V *Alert*, an ex-Navy Harbour Defence Motor Launch, owned and captained by Alex J. Black, from which holotype of *A. blacki* was taken, and made available to the Dominion (now Te Papa) Museum (Wellington, New Zealand) to investigate the bottom fauna in waters off the Otago Peninsula (Dunedin, New Zealand); *ichthys*, fish

***Alertichthys blacki* Moreland 1960**


in honor of Alex J. Black of Dunedin, New Zealand, owner and captain of the M/V *Alert* (see genus), for “many kindnesses extended” to Moreland and for “expert advice and help in handling equipment”

***Zanclorhynchus* Günther 1880**

zanklon, sickle; *rhynchus*, snout, presumably referring to “pointed” snout of *Z. spinifer*

***Zanclorhynchus chereshevi* Balushkin & Zhukov 2016**

in honor of Igor Aleksandrovich Chereshev (1948–2013), “famous” (translation) researcher of the fishes of



Congiopodus torvus. From: Perry, G. 1810–11. Ichthyology. In: *Arcana; or The Museum of Natural History: containing the most recent discovered objects embellished with coloured plates*. London. 384 unnumbered pp., 84 pls. [Issued in installments; *Congiopodus* published in 1811.]

northeast Russia, the senior author's friend, schoolmate and university mate

***Zanclorhynchus spinifer spinifer* Günther 1880**

spina, thorn; *fera*, bearing, presumably referring to head bones “armed with spines”

***Zanclorhynchus spinifer armatus* Zhukov 2019**

armed, referring to strong spines on head and first dorsal fin

***Zanclorhynchus spinifer heracleus* Zhukov & Balushkin 2018**

named for Ridge of Hercules, north of Pacific-Antarctic Ridge, Southern Ocean, only known area of occurrence

***Zanclorhynchus spinifer macquariensis* Zhukov 2019**

-ensis, suffix denoting place: Buckles Bay, Macquarie Island, Southern Ocean, type locality